

2016

DRIVING

R on the
RIGHT

SIDE

R of the
ROAD

3rd Grade Do-Nows

Denise Baxindine, Curriculum Consultant, Austin, Texas

Molly Powers, Curriculum Consultant, Austin, Texas

Joanna Waggoner-Norquest, Elementary Consultant, Edinburg, Texas



Sponsored by :
Law Focused Education, Inc.
State Bar of Texas
Texas Municipal Courts Education Center
Texas Department of Transportation



Dear Elementary Teachers:

This publication contains a set of skill building “Do-Nows” that build upon the content of the DRSR project while helping prepare students for standardized testing. The content of the workbook contains warm ups based on basic traffic safety rules wrapped around 3rd grade ELAR and Math Teks. We recommend that each day you start your class with these warm up exercises. Not only will they help students establish a routine as they come into your classroom, but they teach important lessons on safety and responsibility while giving students guided practice in preparing for standardized testing. You can set a timer for five minutes (or longer at the beginning of the year) to help the students learn time management and apply themselves as soon as they walk through the door. Students can be provided with the correct answers in many ways:

- using a document camera or smart board, project the “Do Now” on the screen and ask a student to write out the correct answer(s);
- ask students to work in pairs to correct each other’s work – then compare to answer sheet; or
- in small groups, let students teach the lesson to their peers.

As the students practice with the question stems and skills it could evolve into independent practice or homework. If you are not familiar with the DRSR program, please visit the DRSR, Texas Municipal Courts Education Center (TMCEC), and the Law Focused Education, Inc. (State Bar of Texas/Law-Related Education (LRE) Department) websites:

www.drsr.info

TMCEC: www.tmcec.com

LRE: www.texaslre.org

The DRSR program consists of teaching units which infuse the study of traffic safety issues, traffic safety laws, and how these real life issues are adopted via the legislative process into the language arts, social studies, math, and health classes at grades K-12 and within high school government. Lessons incorporate the latest LRE instructional strategies as well as the opportunity to utilize judges and court support personnel as resource persons in classrooms. All of the DRSR materials include hands-on interactive lessons that promote critical and creative thinking skills, appropriate activity sheets, class sets of manipulatives for small and large group instruction, and on-line computer based learning games. In addition, units provide opportunities for conducting research and/or independent study, participation in simulations, and gifted/talented extension activities.

We hope that you have a successful school year.

Jan Miller
Director Law-Related Education
Law Focused Education, Inc.
State Bar of Texas

Hope Lochridge
Executive Director
Texas Municipal Courts
Education Center

Elizabeth De La Garza
Grant Administrator
Driving on the Right Side
of the Road

Funding is provided by the Texas Department of Transportation and the Texas Court of Criminal Appeals.

Scope and Sequence at a Glance

This workbook was revised in August 2015 using the TEKS provided at <http://ritter.tea.state.tx.us/rules/tac/chapter110/ch110a.html> (accessed August 2015).

Please visit our website, www.drsr.info, to check that you have the most up-to-date version of the workbook and TEKS correlation.

The content of the workbook contains traffic safety, citizenship, and Social Studies skills. The most emphasized the Language Arts TEKS 3.11AC, 3.12AB, 3.17E, and 3.19AB.

Each of the nine cycles includes three weeks' worth of Reading, Math, and Language Arts activities. These Reading, Math, and Language Arts sections contain four days of activities.

Week	SKILL	PAGES	TEKS
1	Fiction Reading Passage	1-4	ELAR 3.2B, 3.4B, 3.5A, 3.8AB, 3.10, 3.12, 3.13C
2	Shape Identification and Attributes (vertices, edges, sides, angles)	5-8	Math 3.6AB
3	Sentence Punctuation and Quotations	9-12	ELAR 3.17D, 3.23BC
4	Nonfiction News Article	13-16	ELAR 3.2B, 3.4B, 3.8A, 3.12, 3.13ABCD, 3.15B
5	Time & Temperature	17-20	Math 3.1ABC, 3.4A, 3.7C, Science 3.4A
6	Homophones / Homonyms	21-24	ELAR 3.4C, 3.23BC, 3.24E
7	Nonfiction News Article	25-28	ELAR 3.4B, 3.12, 3.13ABCD, 3.15B
8	Symmetry/Congruency	29-32	Math 3.6AE
9	Root or Base Word	33-36	ELAR 3.1A iv, 3.17D, 3.2C, 3.4C, 3.23BC
10	Fiction Reading Passage	37-40	ELAR 3.4B, 3.8AB, 3.10, 3.13ABC
11	Perimeter and Area	41-44	Math 3.6C, 3.7B
12	Prefixes	45-48	ELAR 3.1A iv, 3.17D, 3.23BC
13	Fiction reading passage	49-52	ELAR 3.2AB, 3.4B, 3.10
14	Fractions	53-56	Math 3.3 CE, 3.6F
15	Compound Words	57-60	ELAR 3.23B, 3.4AB, 3.17D, 3.23BC
16	Nonfiction Website	61-64	ELAR 3.2B, 3.4B, 3.13ABCD, 3.15B
17	Arrays and Fact Families	65-68	Math 3.1BCE, 3.3E, 3.4D
18	Singular and Plural Nouns	69-72	ELAR 3.22A ii, 3.4C, 3.17D, 3.23B
19	Fiction Reading Passage	73-76	ELAR 3.23C, 3.4B, 3.8AB
20	Mixed Review of Six Units and Geometry	77-80	Math 3.6ABC, 3.7BC
21	Common and Proper Nouns	81-84	ELAR 3.4A, 3.17D, 3.22Aii
22	Nonfiction E-mail	85-88	ELAR 3.2ABC, 3.4B, 3.12, 3.13ABC
23	Mixed Review of Six Units and Geometry	89-92	Math 3.3A, 3.6ABE, 3.8AB
24	Possessive Nouns	93-96	ELAR 3.17D, 3.22A, 3.23B, 3.24C
25	Fictional Reading Passage	97-100	ELAR 3.2AB, 3.8AB
26	Mixed Review of Six Units and Geometry	101-104	Math 3.1DE, 3.3A, 3.6A, 3.7B
27	Contractions	105-108	ELAR 3.1D, 3.17D, 3.22Aii, 3.23B

Read the passage that follows. Then read each question and circle the correct answer.

Riding on the Right Side of the Road

Today was the first day Anika's mom was permitting her to ride her bike to Jasmine's house. Anika was very excited as she put on her bicycle helmet. She wanted to be safe so her mom would trust her in the future. Anika carefully looked both ways before entering the road, and then began to pedal toward Jasmine's house. Suddenly she saw flashing lights. There was a police car ahead of her. Anika stopped her bike as the police officer was getting out of the car. "Uh, oh. Am I in trouble?" Anika thought.

"Do you know which side of the road you're supposed to ride your bicycle?" the officer asked Anika as she approached her.

"Um, I, um, well, hmm," Anika stammered.

"Right now you are riding on the left side of the road, but according to Texas law, bicyclists are supposed to ride with traffic, on the right side of the road. Now switch sides and be careful," the officer said with a smile.

"Oh, thank you. I will!" Anika said. Then Anika looked both ways, crossed the street, and continued riding – this time on the right side of the road!

1. Which sentence shows that Anika probably didn't know the law that bicyclists should ride on the right side of the road?
 - a. There was a police car ahead of her.
 - b. Anika stopped her bike as the police officer was getting out of the car.
 - c. "Um, I, um, well, hmm," Anika stammered.
 - d. "Oh, thank you. I will!" Anika said.

2. Who is this story mostly about?
 - a. Jasmine
 - b. The police officer
 - c. Anika's mom
 - d. Anika

3. What does the word permitting mean?
 - a. Allowing
 - b. Stopping
 - c. Asking
 - d. Washing her bicycle

Read the passage that follows. Then read each question and circle the correct answer.

Riding on the Right Side of the Road

Today was the first day Anika's mom was permitting her to ride her bike to Jasmine's house. Anika was very excited as she put on her bicycle helmet. She wanted to be safe so her mom would trust her in the future. Anika carefully looked both ways before entering the road, and then began to pedal toward Jasmine's house. Suddenly she saw flashing lights. There was a police car ahead of her. Anika stopped her bike as the police officer was getting out of the car. "Uh, oh. Am I in trouble?" Anika thought.

"Do you know which side of the road you're supposed to ride your bicycle?" the officer asked Anika as she approached her.

"Um, I, um, well, hmm," Anika stammered.

"Right now you are riding on the left side of the road, but according to Texas law, bicyclists are supposed to ride with traffic, on the right side of the road. Now switch sides and be careful," the officer said with a smile.

"Oh, thank you. I will!" Anika said. Then Anika looked both ways, crossed the street, and continued riding – this time on the right side of the road!

1. How does Anika probably feel at the end of the story?
 - a. Shy
 - b. Excited to see Jasmine
 - c. Relieved that she didn't get in trouble
 - d. Angry that she had to stop riding on the left side of the road

2. What is this story mostly about?
 - a. A girl who is hanging out with her friend Jasmine
 - b. A girl who learns an important safety law while riding her bicycle
 - c. The importance of wearing a helmet
 - d. How to be respectful to police officers

3. What does the word bicyclist mean?
 - a. A very large bicycle
 - b. A type of bicycle without training wheels
 - c. Laws about bicycles
 - d. A person who rides a bicycle

Read the passage that follows. Then read each question and circle the correct answer.

Riding on the Right Side of the Road

Today was the first day Anika's mom was permitting her to ride her bike to Jasmine's house. Anika was very excited as she put on her bicycle helmet. She wanted to be safe so her mom would trust her in the future. Anika carefully looked both ways before entering the road, and then began to pedal toward Jasmine's house. Suddenly she saw flashing lights. There was a police car ahead of her. Anika stopped her bike as the police officer was getting out of the car. "Uh, oh. Am I in trouble?" Anika thought.

"Do you know which side of the road you're supposed to ride your bicycle?" the officer asked Anika as she approached her.

"Um, I, um, well, hmm," Anika stammered.

"Right now you are riding on the left side of the road, but according to Texas law, bicyclists are supposed to ride with traffic, on the right side of the road. Now switch sides and be careful," the officer said with a smile.

"Oh, thank you. I will!" Anika said. Then Anika looked both ways, crossed the street, and continued riding - this time on the right side of the road!

1. What happened after Anika stopped her bike?
 - a. Anika put on her helmet.
 - b. Anika looked left and right before riding onto the street.
 - c. The lights of a police car began flashing.
 - d. A police officer approached Anika.

2. What does the word stammered mean?
 - a. Spoke nervously
 - b. Shouted
 - c. Rode a bike
 - d. Hammered

3. Read the chart and use it to answer the question.



Which sentence belongs on the blank lines?

- a. Anika was disrespectful to the police officer.
- b. Anika was riding her bike on the wrong side of the road.
- c. Anika said, "Oh, thank you. I will!"
- d. Anika thought she was in trouble.

Read the passage that follows. Then read each question and circle the correct answer.

Riding on the Right Side of the Road

Today was the first day Anika's mom was permitting her to ride her bike to Jasmine's house. Anika was very excited as she put on her bicycle helmet. She wanted to be safe so her mom would trust her in the future. Anika carefully looked both ways before entering the road, and then began to pedal toward Jasmine's house. Suddenly she saw flashing lights. There was a police car ahead of her. Anika stopped her bike as the police officer was getting out of the car. "Uh, oh. Am I in trouble?" Anika thought.

"Do you know which side of the road you're supposed to ride your bicycle?" the officer asked Anika as she approached her.

"Um, I, um, well, hmm," Anika stammered.

"Right now you are riding on the left side of the road, but according to Texas law, bicyclists are supposed to ride with traffic, on the right side of the road. Now switch sides and be careful," the officer said with a smile.

"Oh, thank you. I will!" Anika said. Then Anika looked both ways, crossed the street, and continued riding – this time on the right side of the road!

1. Where was Anika going?
 - a. Home
 - b. To the police station
 - c. To Jasmine's house
 - d. To school

2. What does the word approached mean?
 - a. Scared
 - b. Yelled at
 - c. Walked toward
 - d. Snarled

3. Which of the following does the reader know for sure is false?
 - a. Jasmine is older than Anika.
 - b. Anika has two younger sisters.
 - c. Anika has blond hair.
 - d. The police officer is a man.

1. Which figure has more sides than a hexagon?

a.



b.



c.



d.




2. Which of the following signs are polygons?



1



2



3

- a. 1, 2
- b. 1, 3
- c. 2, 3
- d. None of the Above

1. Which polygon has fewer sides than a rectangle?

a.



b.



c.



d.



2. Sandra has the figures shown below in her sticker collection.



Which of the following describes these figures?


- Polygons
- Quadrilaterals
- Triangles
- Three-dimensional figures

1. Look at the litter barrel below.



Which geometric figure best represents the base of this barrel?

- a. Hexagon
 - b. Trapezoid
 - c. Cylinder
 - d. Circle
2. What geometric figures best describe those found in the safety sign below?



- a. Cube, Cone, Cylinder
- b. Square, Circle, Triangle
- c. Rectangle, Pentagon, Hexagon
- d. Octagon, Square, Cylinder

1. Which sign is an octagon?

a.



c.



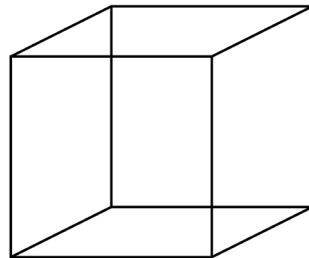
b.



d.



2. Look at the figure below.



How many vertices, edges, and faces does this three-dimensional figure have?

- a. 7 vertices, 9 edges, 3 faces
- b. 3 vertices, 3 edges, 3 faces
- c. 8 vertices, 9 edges, 4 faces
- d. 8 vertices, 12 edges, 6 faces

Name

Date

9

Complete these sentences with . ! or ?

1. When does the bus leave _____
2. I am going to walk to Sally's house _____
3. I can't wait to get my license _____

Correct the sentences.

4. juana taked the bus to scool every morning

5. did u know the mayor is the leader of our city

Name

Date

10

Add commas to the following sentences.

1. Sam needs his helmet gloves and kneepads.
2. I want to be a fireman policeman doctor or nurse when I grow up.

Complete this sentence with . ! or ?

3. I live in the state of Texas _____

Correct the sentences.

4. traffic lights r red green and yellow

5. when can i ride my bike alone

Name

Date

11

Add quotation marks to the following sentences.

1. Look both ways before you cross the road! shouted Bobby.
2. She picked up her gavel and said, The defendant is found guilty.

Add commas to the following sentence.

3. Do you want to ride a bike scooter or rollerblades to the grocery store?

Correct the sentences.

4. at first i was scare of the judge but she was niice and caring

5. i need to buckle me seatbelt said maude

Name

Date

12

Add quotation marks to the following sentences.

1. What should we bring on the field trip? asked Lorena.
2. I need to go get my helmet said Yufan

Complete this sentence with . ! or ?

3. Hurry up _____

Correct the sentences.

4. i thought i was beeng safe when me helped my little brother

5. do you want too go by bus plane or car to houston asked myra

Read the passage that follows. Then read each question and circle the correct answer.

News Break!

New Law Requires More Kids to Use Booster Seats

June 2009

In Texas, a new law has passed that requires some children to use booster seats while riding in a vehicle. The new law was created to help safety belts fit children better. With properly fitting safety belts, children are safer while riding around. How do you know if you or one of your siblings needs to use a booster seat? Use the following guidelines to determine if you, a brother, or a sister needs to use a booster seat:

- Children who are younger than eight need to be in a “child passenger safety seat system.”
- Children who are younger than eight, but are **taller** than four feet, nine inches **do not** need to be in a “child passenger safety seat system.”
- Car seats and booster seats are both “child passenger safety seat systems.”

So do you need a booster? Are you younger than eight or not taller than 4’ 9”? If so, you need to ride in a booster. Share these guidelines with your parents to help you and your siblings stay safe!

1. Which of the following children should use a booster seat?
 - a. Sergio: five feet tall; nine years old
 - b. Veronica: four feet, ten inches; eight years old
 - c. Salamanca: four feet, eight inches; ten years old
 - d. Thad: four feet tall; seven years old

2. The author probably wrote this article to _____.
 - a. inform children about a new safety law in Texas
 - b. entertain children with a story about booster seats
 - c. explain why fighting with siblings can be dangerous in the car
 - d. persuade children to buy a new safety belt

3. Which words help the reader determine the meaning of the word siblings?
 - a. Needs and Booster
 - b. Brother and Sister
 - c. Following and Guidelines
 - d. Younger and Taller

Read the passage that follows. Then read each question and circle the correct answer.

News Break!

New Law Requires More Kids to Use Booster Seats

June 2009

In Texas, a new law has passed that requires some children to use booster seats while riding in a vehicle. The new law was created to help safety belts fit children better. With properly fitting safety belts, children are safer while riding around. How do you know if you or one of your siblings needs to use a booster seat? Use the following guidelines to determine if you, a brother, or a sister needs to use a booster seat:

- Children who are younger than eight need to be in a “child passenger safety seat system.”
- Children who are younger than eight, but are **taller** than four feet, nine inches **do not** need to be in a “child passenger safety seat system.”
- Car seats and booster seats are both “child passenger safety seat systems.”

So do you need a booster? Are you younger than eight or not taller than 4' 9"? If so, you need to ride in a booster. Share these guidelines with your parents to help you and your siblings stay safe!

1. This article was most likely found in a _____.
 - a. book of world records
 - b. picture book for kids
 - c. children's news magazine
 - d. dictionary

2. What does the word properly mean?
 - a. Correctly
 - b. Loosely
 - c. Broken
 - d. Unbuckled

3. What is the purpose of the new law?
 - a. To help protect children in vehicles
 - b. To make riding around in a car fun
 - c. To make more things illegal
 - d. To increase the number of injuries

Read the passage that follows. Then read each question and circle the correct answer.

News Break!

New Law Requires More Kids to Use Booster Seats

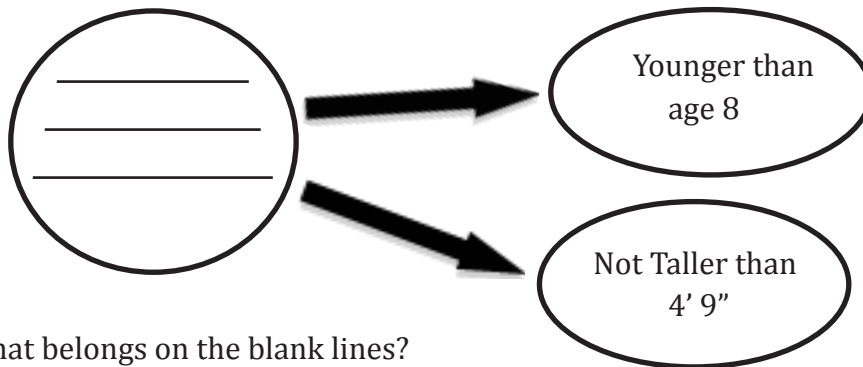
June 2009

In Texas, a new law has passed that requires some children to use booster seats while riding in a vehicle. The new law was created to help safety belts fit children better. With properly fitting safety belts, children are safer while riding around. How do you know if you or one of your siblings needs to use a booster seat? Use the following guidelines to determine if you, a brother, or a sister needs to use a booster seat:

- Children who are younger than eight need to be in a “child passenger safety seat system.”
- Children who are younger than eight, but are **taller** than four feet, nine inches **do not** need to be in a “child passenger safety seat system.”
- Car seats and booster seats are both “child passenger safety seat systems.”

So do you need a booster? Are you younger than eight or not taller than 4’ 9”? If so, you need to ride in a booster. Share these guidelines with your parents to help you and your siblings stay safe!

1. Read the web below and use it to answer the question.



What belongs on the blank lines?

- a. Siblings
 - b. Children who need a “child passenger safety seat system”
 - c. Children who do NOT need a booster seat
 - d. New laws
2. What does the word determine mean?
- a. Guideline
 - b. Law
 - c. Safety
 - d. Find out

Read the passage that follows. Then read each question and circle the correct answer.

News Break!

New Law Requires More Kids to Use Booster Seats

June 2009

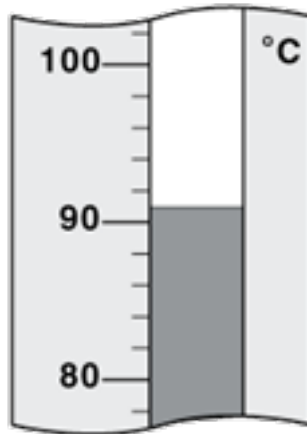
In Texas, a new law has passed that requires some children to use booster seats while riding in a vehicle. The new law was created to help safety belts fit children better. With properly fitting safety belts, children are safer while riding around. How do you know if you or one of your siblings needs to use a booster seat? Use the following guidelines to determine if you, a brother, or a sister needs to use a booster seat:

- Children who are younger than eight need to be in a “child passenger safety seat system.”
- Children who are younger than eight, but are **taller** than four feet, nine inches **do not** need to be in a “child passenger safety seat system.”
- Car seats and booster seats are both “child passenger safety seat systems.”

So do you need a booster? Are you younger than eight or not taller than 4' 9"? If so, you need to ride in a booster. Share these guidelines with your parents to help you and your siblings stay safe!


1. This article is mainly about _____.
 - a. the importance of safety belts in a car
 - b. brothers and sisters riding together in cars
 - c. the consequence if children break the new booster seat law
 - d. a new law requiring some children to use booster seats
2. What does the author encourage the reader to do?
 - a. Always use a booster seat, even if the reader is 10 years old
 - b. Show the reader's parents the guidelines
 - c. Buckle his/her siblings into their car seats
 - d. Demand that the reader's parents buy the reader a new booster seat immediately
3. Who would be most likely to need a booster seat?
 - a. 2nd graders
 - b. 4th graders
 - c. 5th graders
 - d. Middle school students

1. Felicity and her father were going on a shopping trip on a hot summer day. Felicity noticed that the car's inside temperature was 82°F when they got out of the car to go shopping. When they returned, she noticed that the car's inner temperature was now 104°F . How much did the car's inside temperature rise while Felicity and her father were shopping?
- a. 186°F
 - b. 26°F
 - c. 22°F
 - d. 20°F
2. Ludivina learned that heat exhaustion can occur from staying in the car too long on a hot day. The thermometer below shows a temperature hot enough to cause heat exhaustion. What is the temperature?



- a. 9°F
- b. 91°F
- c. 92°F
- d. 90°F

1. What time is shown on the clock?



- a. 12:15
- b. 3:12
- c. 3:00
- d. 3:15

2. Draw the time 12:45 on the clock face.



1. Jamal's dad leaves for work early so that he can drive the speed limit on his way to work. He always leaves 30 minutes before work starts. If work begins at 8:00 am, what time does Jamal's dad leave for work? Choose your answer and then draw the time on the clock.

- a. 8:30 am
- b. 7:30 am
- c. 7:00 am
- d. 7:40 am



2. Katrina woke up at 7:15 am. She took 5 minutes to brush her teeth, 10 minutes to get dressed, and 15 minutes to eat breakfast. What time did she finish getting ready? Choose your answer and then draw the time she finished getting ready on the clock below.

- a. 7:20 am
- b. 8:00 am
- c. 7:40 am
- d. 7:45 am

Draw the time here:



1. Draw the time 5:40 on the clock face.



2. Adam wants to plan a safe bike ride that avoids the train that runs through every day at the time shown on the clock. What time does the train come through town every day?



- a. 6:00 pm
- b. 12:30 pm
- c. 6:30 pm
- d. 12:00 am

Name

Date

21

Choose the correct homophone to complete the sentences.

1. Juan didn't have a very good (night's/knight's) sleep.
2. Annie (missed/mist) the bus.

Add commas to the following sentence.

3. There are red yellow and green lights on a traffic stoplight.

Correct the sentences.

4. us not going anywhere until you buckle you're safety belt shouted mrs adrian

5. mr ryan gave eliza the book to studied over the weekend

Do-Now ELAR 3.4C, 3.23BC, 3.24E

Name

Date

22

Choose the correct homophone to complete the sentences.

1. Glen has a long (wait/weight) for the bus.
2. Tony was chased by a large (bare/bear).

Write one sentence using the homophone pair.

3. write, right _____

Correct the sentences.

4. ellis langley and sydney rides the bus two school every monday

5. us wait too cross street until driver wave

Do-Now ELAR 3.4C, 3.23BC, 3.24E

Name

Date

23

Write one sentence using the homophone pair.

1. red, read _____
2. blue, blew _____

Add quotation marks to the following sentence.

3. I can't find my kneepads! Sandra exclaimed at the rollerskating party.

Correct the sentences.

4. i sitted by myself away from the curb to weight for the bus

5. samantha helped jan cross the rode in her wheelchair at the crosswalk

Name

Date

24

Write one sentence using the homophone pair.

1. sun, son _____
2. rode, road _____

Choose the correct homophone to complete the sentence.

3. Lucy couldn't wait to (meet/meat) her friend.

Correct the sentences.

4. eye always looks both ways befour i cross the street

5. every year 3500 people our killed in car crashes in texas

Read the passage that follows. Then read each question and circle the correct answer.

Milar Elementary School Paper
September 2010

Miss Neville's Class Learns about Bus Safety

Did you know school buses are one of the safest ways to get to school? Even so, it is important to be smart when riding a bus. With lots of fun field trips coming up, Miss Neville's class decided to learn about bus safety. The class spent a week researching information about bus safety. Here are some of the safety tips they learned:

1. The most dangerous part about riding a bus to school is getting on and off the bus. It is really important to be extra careful when entering or exiting a bus.
2. Never run to your bus stop. Walk to the bus, even if you are going to be late.
3. Stand back from the street and curb, and stay back until the bus has come to a complete stop. Only start to get on the bus after the driver has opened the door.
4. If you have to cross the street to get on the bus, walk far in front of the bus so that you can see the driver's face, and the driver can see you. Always cross in front, not behind the bus.

Thanks to Miss Neville's class for sharing these helpful tips with our school. The next time you get on a bus, remember: Be Smart and Be Safe!

1. Read the chart below and use it to answer the question.

SAFETY TIPS
1. Be careful getting on and off the bus.
2. Always walk to the bus.
3.
4. Walk in front of the bus where the driver can see you.

Which of the following belongs in the blank box?

- a. Don't play around buses.
 - b. Buses are a safe way to get to school.
 - c. Be smart and be safe.
 - d. Stay back until the bus has completely stopped.
2. Why did Miss Neville's class decide to learn about bus safety?
 - a. They thought it would be interesting.
 - b. There were a lot of field trips coming up.
 - c. The principal asked them to.
 - d. Someone in their class got hurt on the bus.

Read the passage that follows. Then read each question and circle the correct answer.

Milar Elementary School Paper

September 2010

Miss Neville's Class Learns about Bus Safety

Did you know school buses are one of the safest ways to get to school? Even so, it is important to be smart when riding a bus. With lots of fun field trips coming up, Miss Neville's class decided to learn about bus safety. The class spent a week researching information about bus safety. Here are some of the safety tips they learned:

1. The most dangerous part about riding a bus to school is getting on and off the bus. It is really important to be extra careful when entering or exiting a bus.
2. Never run to your bus stop. Walk to the bus, even if you are going to be late.
3. Stand back from the street and curb, and stay back until the bus has come to a complete stop. Only start to get on the bus after the driver has opened the door.
4. If you have to cross the street to get on the bus, walk far in front of the bus so that you can see the driver's face, and the driver can see you. Always cross in front, not behind the bus.

Thanks to Miss Neville's class for sharing these helpful tips with our school. The next time you get on a bus, remember: Be Smart and Be Safe!

1. Which words help you know the meaning of the word exiting?
 - a. Extra careful
 - b. Riding a bus
 - c. Dangerous part
 - d. Getting on and off
2. What is the title of this article?
 - a. Milar Elementary School Paper
 - b. September 2010
 - c. Miss Neville's Class Learns about Bus Safety
 - d. Safety Tips
3. What is this article mostly about?
 - a. A field trip where a class learned about bus safety
 - b. A class that researched bus safety and the tips they learned
 - c. Never running to a bus stop
 - d. Being careful when getting off a bus

Read the passage that follows. Then read each question and circle the correct answer.

Milar Elementary School Paper

September 2010

Miss Neville's Class Learns about Bus Safety

Did you know school buses are one of the safest ways to get to school? Even so, it is important to be smart when riding a bus. With lots of fun field trips coming up, Miss Neville's class decided to learn about bus safety. The class spent a week researching information about bus safety. Here are some of the safety tips they learned:

1. The most dangerous part about riding a bus to school is getting on and off the bus. It is really important to be extra careful when entering or exiting a bus.
2. Never run to your bus stop. Walk to the bus, even if you are going to be late.
3. Stand back from the street and curb, and stay back until the bus has come to a complete stop. Only start to get on the bus after the driver has opened the door.
4. If you have to cross the street to get on the bus, walk far in front of the bus so that you can see the driver's face, and the driver can see you. Always cross in front, not behind the bus.

Thanks to Miss Neville's class for sharing these helpful tips with our school. The next time you get on a bus, remember: Be Smart and Be Safe!

1. The word researching means _____.
 - a. looking for information about a topic
 - b. reading the newspaper
 - c. studying for a test
 - d. riding the bus safely
2. What is the most dangerous part about taking a bus to school?
 - a. Getting on and off the bus
 - b. Waiting for the bus at the bus stop
 - c. Crossing the street in front of the bus
 - d. Riding inside the bus
3. Which other tip would fit in with the tips in this article?
 - a. Cross the street behind the bus.
 - b. Never ride a bus to school - go in a car instead.
 - c. If you drop something in the street, don't bend down to pick it up, because the bus driver might not be able to see you.
 - d. If you think you're going to miss the bus, run to the bus stop.

Read the passage that follows. Then read each question and circle the correct answer.

Milar Elementary School Paper

September 2010

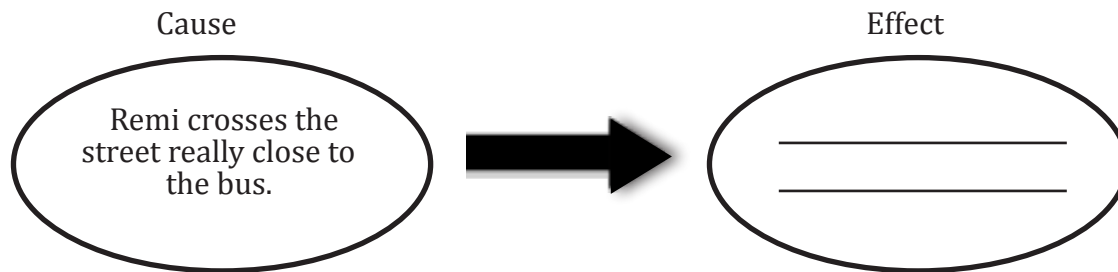
Miss Neville's Class Learns about Bus Safety

Did you know school buses are one of the safest ways to get to school? Even so, it is important to be smart when riding a bus. With lots of fun field trips coming up, Miss Neville's class decided to learn about bus safety. The class spent a week researching information about bus safety. Here are some of the safety tips they learned:

1. The most dangerous part about riding a bus to school is getting on and off the bus. It is really important to be extra careful when entering or exiting a bus.
2. Never run to your bus stop. Walk to the bus, even if you are going to be late.
3. Stand back from the street and curb, and stay back until the bus has come to a complete stop. Only start to get on the bus after the driver has opened the door.
4. If you have to cross the street to get on the bus, walk far in front of the bus so that you can see the driver's face, and the driver can see you. Always cross in front, not behind the bus.

Thanks to Miss Neville's class for sharing these helpful tips with our school. The next time you get on a bus, remember: Be Smart and Be Safe!

1. Read the chart and use it to answer the question.



Which sentence belongs on the blank lines?


- | | |
|--|--|
| <ol style="list-style-type: none"> a. Remi drops his backpack in the street. b. The bus driver opens the bus door. | <ol style="list-style-type: none"> c. It starts to rain. d. The bus driver can't see Remi crossing the street. |
|--|--|
2. The author probably wrote this article to _____.
- | | |
|--|--|
| <ol style="list-style-type: none"> a. get a good grade in writing class b. teach other kids at Milar Elementary the safety tips Miss Neville's class learned | <ol style="list-style-type: none"> c. stop kids from riding the bus to school d. scare students about the dangers of buses |
|--|--|

1. Which pair of safety signs is congruent?

a.



b.



c.



d.



2. Look at the no hitchhiking sign.



How many lines of symmetry does it have?

- a. 0
- b. 1
- c. 2
- d. 4

1. Look at the signs below.



1



2



3



4



5



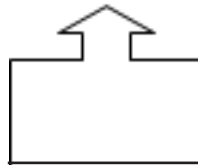
6



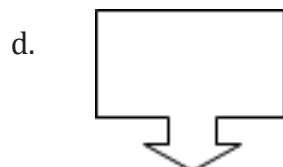
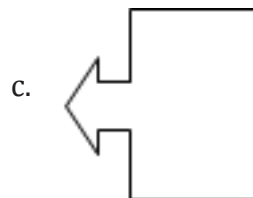
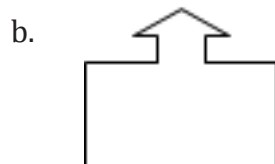
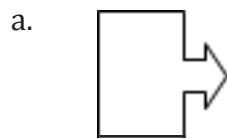
7

Which two shapes are congruent?

- a. 2 and 7
 - b. 1 and 5
 - c. 3 and 4
 - d. 6 and 7
2. Look at the shape.



Which shape is NOT congruent to the shape above?



1. Look at the figure.



Which figure is congruent to rectangle ABCD?



2. Look at the figures below.



Which statement about these signs is true?

- They are not congruent.
- They have one line of symmetry.
- They are all the same shape, but not the same size.
- They are all congruent.

1. Which sign shows a line of symmetry?



2. How many lines of symmetry does the yield sign have?



- a. 3
- b. 2
- c. 1
- d. 0

Name

Date

33

What is the root or base word?

1. slowly _____
2. sunny _____

Complete this sentence with . ! or ?

3. Is there a Bill of Rights also in the Texas Constitution _____

Correct the sentences.

4. skaters should look left right and the left again before entering a roadway

5. we walking on the write side of the crosswalk when the guard blue her whistle

Do-Now ELAR 3.1A iv, 3.17D, 3.2 C, 3.4C, 3.23BC

Name

Date

34

What is the prefix?

1. bicycle _____
2. rebuild _____

Add quotation marks to the following sentence.

3. I am going to check the air in my tires on Monday said Jenny

Correct the sentences.

4. donot distract the bus driver by shouting arguing or teasing said the teacher

5. it is illegal to text in some cities if you be driving

Do-Now ELAR 3.1A iv, 3.17D, 3.2 C, 3.4C, 3.23BC

Name

Date

35

What is the root or base word?

1. cloudy _____
2. safety _____

Add commas to the following sentence.

3. Never try to walk swim or drive through swift moving water.

Correct the sentences.

4. do i have to stop at the stop sign asked me sister

5. never leave your brother sister or pet in the car alone

Name

Date

36

What is the prefix?

1. telephone _____
2. remove _____

Choose the correct homophone to complete the sentence.

3. It makes more (sense/cents) to drive and not talk on your cell phone at the same time.

Correct the sentences.

4. always josh put his cd in the sterio before he start to drive

5. is you gonna remember to put your safety belt on

Read the passage that follows. Then read each question and circle the correct answer.

The cool wind blew across the playground as Delphine and Sanjuana waited for Mrs. Macias to pick them up from school.

"I can't wait to get pizza!" Delphine exclaimed as she pulled her coat a little tighter around her.

"Me neither! Oh good, my mom's finally here," Sanjuana said. Delphine and Sanjuana climbed into the back of Mrs. Macias' car, and Delphine quickly buckled her safety belt. She looked over at Sanjuana, who was asking Mrs. Macias to put on the Miley CD.

"Aren't you going to buckle your safety belt?" Delphine asked.

"Nah, it's itchy," Sanjuana replied. "Besides, my mom never crashes. She's a really safe driver." Just as the words were coming out of Sanjuana's mouth, everyone heard a loud THUD and the car jolted forward. Sanjuana flung forward and banged her head on the passenger seat. "Ouch!" she yelled, holding her head. "I guess I spoke too soon." The car behind them hadn't realized Mrs. Macias was stopping and had slammed into the back of them. Luckily, the car was only going 10 miles per hour, so no one was hurt.

"I guess you never know what might happen," Sanjuana said, clicking her safety belt into place.

1. Which of the following is the best title for this story?
 - a. Ten Miles Per Hour
 - b. The Bad Car Crash
 - c. Pizza After School
 - d. Buckle Up: You Never Know What Might Happen

2. The reader can tell from the story that Mrs. Macias is _____.
 - a. angry
 - b. Sanjuana's mom
 - c. Delphine's mom
 - d. a bad driver

3. Read the table and use it to answer the question.

Order of Events
1.
2. Delphine buckled her safety belt.
3. There was a car crash.
4. Sanjuana said, "I guess I spoke too soon."

Which event from the story belongs in the blank box?

- a. Sanjuana buckled her safety belt.
- b. The car jolted forward.
- c. Delphine looked at Sanjuana.
- d. Delphine and Sanjuana got in the car.

Read the passage that follows. Then read each question and circle the correct answer.

The cool wind blew across the playground as Delphine and Sanjuana waited for Mrs. Macias to pick them up from school.

"I can't wait to get pizza!" Delphine exclaimed as she pulled her coat a little tighter around her.

"Me neither! Oh good, my mom's finally here," Sanjuana said. Delphine and Sanjuana climbed into the back of Mrs. Macias' car, and Delphine quickly buckled her safety belt. She looked over at Sanjuana, who was asking Mrs. Macias to put on the Miley CD.

"Aren't you going to buckle your safety belt?" Delphine asked.

"Nah, it's itchy," Sanjuana replied. "Besides, my mom never crashes. She's a really safe driver." Just as the words were coming out of Sanjuana's mouth, everyone heard a loud THUD and the car jolted forward. Sanjuana flung forward and banged her head on the passenger seat. "Ouch!" she yelled, holding her head. "I guess I spoke too soon." The car behind them hadn't realized Mrs. Macias was stopping and had slammed into the back of them. Luckily, the car was only going 10 miles per hour, so no one was hurt.

"I guess you never know what might happen," Sanjuana said, clicking her safety belt into place.

1. The reader can tell that Delphine probably pulled her coat a little tighter because _____.
 - a. her coat was too big
 - b. her coat was falling off
 - c. the wind was making her cold
 - d. she was waiting to get pizza
2. How did Sanjuana probably feel when she was flung forward?
 - a. Frightened
 - b. Frustrated
 - c. Excited
 - d. Proud
3. Why did Sanjuana think she didn't need to wear a safety belt?
 - a. Sanjuana thought safety belts were dangerous.
 - b. She learned in school that you only had to wear one if you wanted to wear it.
 - c. She didn't think her mom would ever get in a car crash.
 - d. She thought she wasn't going to be in the car for very long.

Read the passage that follows. Then read each question and circle the correct answer.

The cool wind blew across the playground as Delphine and Sanjuana waited for Mrs. Macias to pick them up from school.

“I can’t wait to get pizza!” Delphine exclaimed as she pulled her coat a little tighter around her.

“Me neither! Oh good, my mom’s finally here,” Sanjuana said. Delphine and Sanjuana climbed into the back of Mrs. Macias’ car, and Delphine quickly buckled her safety belt. She looked over at Sanjuana, who was asking Mrs. Macias to put on the Miley CD.

“Aren’t you going to buckle your safety belt?” Delphine asked.

“Nah, it’s itchy,” Sanjuana replied. “Besides, my mom never crashes. She’s a really safe driver.” Just as the words were coming out of Sanjuana’s mouth, everyone heard a loud THUD and the car jolted forward. Sanjuana flung forward and banged her head on the passenger seat. “Ouch!” she yelled, holding her head. “I guess I spoke too soon.” The car behind them hadn’t realized Mrs. Macias was stopping and had slammed into the back of them. Luckily, the car was only going 10 miles per hour, so no one was hurt.

“I guess you never know what might happen,” Sanjuana said, clicking her safety belt into place.

1. Which sentence from the story shows it is important to always wear a safety belt?
 - a. “Aren’t you going to buckle your safety belt?” Delphine asked.
 - b. “Besides, my mom never crashes. She’s a really safe driver.”
 - c. Luckily, the car was only going 10 miles per hour, so no one was hurt.
 - d. “I guess you never know what might happen,” Sanjuana said, clicking her safety belt into place.

2. What happened after Sanjuana banged her head?
 - a. Sanjuana and Delphine climbed in the car.
 - b. Sanjuana asked her mom to put on the Miley CD.
 - c. A car hit the Macias’ car from behind.
 - d. Sanjuana buckled her safety belt.

3. The word jolted means _____.
 - a. moved quickly
 - b. rolled slowly
 - c. stopped
 - d. disappeared

Read the passage that follows. Then read each question and circle the correct answer.

The cool wind blew across the playground as Delphine and Sanjuana waited for Mrs. Macias to pick them up from school.

"I can't wait to get pizza!" Delphine exclaimed as she pulled her coat a little tighter around her.

"Me neither! Oh good, my mom's finally here," Sanjuana said. Delphine and Sanjuana climbed into the back of Mrs. Macias' car, and Delphine quickly buckled her safety belt. She looked over at Sanjuana, who was asking Mrs. Macias to put on the Miley CD.

"Aren't you going to buckle your safety belt?" Delphine asked.

"Nah, it's itchy," Sanjuana replied. "Besides, my mom never crashes. She's a really safe driver." Just as the words were coming out of Sanjuana's mouth, everyone heard a loud THUD and the car jolted forward. Sanjuana flung forward and banged her head on the passenger seat. "Ouch!" she yelled, holding her head. "I guess I spoke too soon." The car behind them hadn't realized Mrs. Macias was stopping and had slammed into the back of them. Luckily, the car was only going 10 miles per hour, so no one was hurt.

"I guess you never know what might happen," Sanjuana said, clicking her safety belt into place.

1. Which is the best summary of this selection?
 - a. Delphine and Sanjuana were on their way to get pizza when suddenly their car was hit from behind. Since Sanjuana didn't have her safety belt buckled, she banged her head. After that, Sanjuana learned her lesson and buckled up!
 - b. Delphine and Sanjuana were waiting for Mrs. Macias to pick them up and take them to get pizza. She finally arrived and the girls sat in the back of the car. When Sanjuana was asking for the Miley CD, their car was hit.
 - c. Mrs. Macias was a safe driver, but she still had a car crash. A car hit her from behind when she was stopping. Sanjuana was surprised this happened.
 - d. Sanjuana banged her head. Then she yelled, "ouch." After that she buckled her safety belt.

2. How did Sanjuana change at the end of the story?
 - a. She didn't want pizza anymore.
 - b. She realized it is important to always buckle your safety belt.
 - c. She was kinder to Jasmine.
 - d. She obeyed her mom better.


1. Look at the sign. What is the perimeter of the sign?

8 cm

5 cm




- a. 13 cm
b. 21 cm
c. 26 cm
d. 40 cm
2. This is a map of the grounds of the fire department. The fire department property is shaded. What is the perimeter of the property?



- a. 18 units
b. 22 units
c. 21 units
d. 20 units

1. During the day, the bus stop sign near the playground casts a shadow. What is the area of the shadow?



- a. 42 square inches
b. 30 square inches
c. 46 square inches
d. 54 square inches
2. Look at the regulatory sign. What is the perimeter of the sign?

1ft



2ft

- a. 6 ft
b. 3 ft
c. 2 ft
d. 4 ft

1. In the space below, use your ruler to draw a polygon that has a perimeter of 8 inches. Label each side of your polygon with the length in inches.

2. What is the perimeter of the stop sign if each side is 5 inches?



- a. 30 in
- b. 5 in
- c. 40 in
- d. 25 in

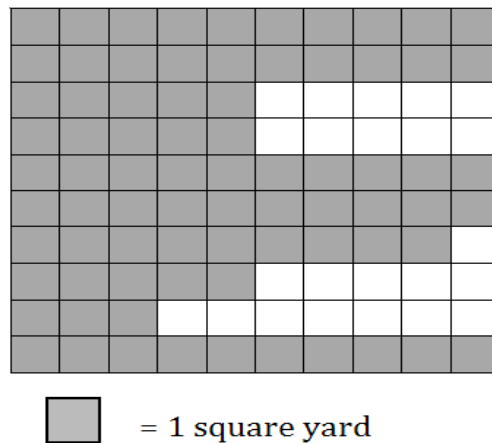
1. Cindy and Patrick are going to design a poster to share important bicycle safety information with the rest of their class. They need enough space to write about being safe when you ride your bicycle, the safety gear (such as helmets) that you must wear when riding a bicycle, and the importance of traffic signs to bicyclists. What is the perimeter of their poster?

9 ft

7ft



- a. 23 ft
 b. 63 ft
 c. 16 ft
 d. 32 ft
2. Below is a diagram of the playground at Rivas Elementary School.



What is the area of the playground?

- a. 77 square yards
 b. 23 square yards
 c. 75 square yards
 d. 25 square yards

Name

Date

45

Add a prefix to the root or base word.

1. do _____
2. mobile _____

Choose the correct homophone to complete the sentence.

3. I am going to wear my safety belt on the (plain/plane) too.

Correct the sentences.

4. he is cleaning the front back and side windows to sea out

5. always go in store with family or friends no stay in car

Name

Date

46

Separate the word into prefix and root or base word.

1. tricycle _____
2. reaction _____

What is the prefix?

3. recall _____

Correct the sentences.

4. i always tell my dad to put on his safety belt when us gets in the car

5. my sister cantt ride in a car with no booster seat because she young

Name

Date

47

Add a prefix to the root or base word.

1. tangle _____
2. graph _____

What is the root or base word?

3. email _____

Correct the sentences.

4. walk on the sidewalk win you go home from school said the officer

5. olivia do good on her traffic safety poster friday

Name

Date

48

Separate the word into prefix and root or base word.

1. remove _____
2. undone _____

Add a prefix to the root or base word.

3. happy _____

Correct the sentences.

4. are class study traffic safety to stay safe

5. darlington helps me understand the differences between state and federal govern ments

Read the passage that follows. Then read each question and circle the correct answer.

The Safety Museum

“Good morning students!” Ms. Marrone’s booming voice filled the sleepy classrooms at Wicker Elementary School. “I have an important announcement to make. Today is *Safety in Our Schools Day* and we are going to create a school-wide safety museum. Each of you must write a safety tip and illustrate a picture to go along with your tip. Then we’ll hang the drawings in the hallways. Each class will get a chance to walk through the museum. Do your best work, because the winner gets a prize. Good luck!”

As soon as the announcement was over, Mr. Friar passed out large sheets of paper and crayons. Mr. Friar’s class had been studying about safety all week, so the students had a lot of great ideas. After 20 minutes, Mr. Friar walked around admiring the class’ work. Sylvia had drawn a picture of two girls playing catch. Beneath it she wrote: *Never chase a ball into the street!* Kyle had not drawn anything yet, because he was still decorating his fancy letters, which said, *Look left, right, and then left again before crossing the street.* Hermes had drawn two kids playing on train tracks and then made a giant “X” across the picture. His caption said: *It’s not safe to play on train tracks!*

“Ten more minutes to draw,” Mr. Friar said. “Keep up the good work!”

- Which of the following sentences would NOT belong in the safety museum?
 - Wear a helmet when riding a bicycle.
 - Always buckle your safety belt.
 - Ride on the handlebars of a friend’s bicycle.
 - Don’t play in the street.
- Look at the chart and use it to answer the question.

Student’s Name	Type of Safety Tip
1. Sylvia	Street safety
2. Kyle	
3. Hermes	Train safety

What belongs in the empty box?

- Roller skate safety
 - School safety
 - Street safety
 - Motorcycle safety
- Which word means the opposite of the word booming?
 - Quiet
 - Loud
 - Angry
 - Excited

Read the passage that follows. Then read each question and circle the correct answer.

The Safety Museum

“Good morning students!” Ms. Marrone’s booming voice filled the sleepy classrooms at Wicker Elementary School. “I have an important announcement to make. Today is *Safety in Our Schools Day* and we are going to create a school-wide safety museum. Each of you must write a safety tip and illustrate a picture to go along with your tip. Then we’ll hang the drawings in the hallways. Each class will get a chance to walk through the museum. Do your best work, because the winner gets a prize. Good luck!”

As soon as the announcement was over, Mr. Friar passed out large sheets of paper and crayons. Mr. Friar’s class had been studying about safety all week, so the students had a lot of great ideas. After 20 minutes, Mr. Friar walked around admiring the class’ work. Sylvia had drawn a picture of two girls playing catch. Beneath it she wrote: *Never chase a ball into the street!* Kyle had not drawn anything yet, because he was still decorating his fancy letters, which said, *Look left, right, and then left again before crossing the street.* Hermes had drawn two kids playing on train tracks and then made a giant ‘X’ across the picture. His caption said: *It’s not safe to play on train tracks!*

“Ten more minutes to draw,” Mr. Friar said. “Keep up the good work!”

1. Why did Hermes probably draw an “X” across his picture?
 - a. He messed up.
 - b. He thought his drawing looked ugly.
 - c. He was trying to show that kids should not do what the kids in the picture were doing.
 - d. He was mad at Mr. Friar for only giving them 10 more minutes to work.

2. The word admiring means _____.
 - a. picking up
 - b. looking at, pleased
 - c. throwing away
 - d. yelling at

3. Why did Mr. Friar’s students have a lot of great ideas?
 - a. They had been studying about safety all week.
 - b. They were the most creative class in the school.
 - c. They were the smartest students in the school.
 - d. Mr. Friar gave them ideas.

Read the passage that follows. Then read each question and circle the correct answer.

The Safety Museum

“Good morning students!” Ms. Marrone’s booming voice filled the sleepy classrooms at Wicker Elementary School. “I have an important announcement to make. Today is *Safety in Our Schools Day* and we are going to create a school-wide safety museum. Each of you must write a safety tip and illustrate a picture to go along with your tip. Then we’ll hang the drawings in the hallways. Each class will get a chance to walk through the museum. Do your best work, because the winner gets a prize. Good luck!”

As soon as the announcement was over, Mr. Friar passed out large sheets of paper and crayons. Mr. Friar’s class had been studying about safety all week, so the students had a lot of great ideas. After 20 minutes, Mr. Friar walked around admiring the class’ work. Sylvia had drawn a picture of two girls playing catch. Beneath it she wrote: *Never chase a ball into the street!* Kyle had not drawn anything yet, because he was still decorating his fancy letters, which said, *Look left, right, and then left again before crossing the street.* Hermes had drawn two kids playing on train tracks and then made a giant ‘X’ across the picture. His caption said: *It’s not safe to play on train tracks!*

“Ten more minutes to draw,” Mr. Friar said. “Keep up the good work!”

1. Which of the following describes what Kyle will probably illustrate?
 - a. A girl using a booster in the car
 - b. A boy looking both ways before he crosses the street
 - c. A boy crossing in front of a bus
 - d. A girl carefully walking to her bus stop

2. What happened before Mr. Friar passed out large sheets of paper and crayons?
 - a. Ms. Marrone made an announcement.
 - b. Mr. Friar walked around and admired the students’ work.
 - c. Sylvia drew a picture of two girls playing catch.
 - d. Mr. Friar said, “10 more minutes to draw.”

3. How long did Mr. Friar give his class to work on their safety museum posters?
 - a. About 20 minutes
 - b. About one hour
 - c. About 10 minutes
 - d. About 30 minutes

Read the passage that follows. Then read each question and circle the correct answer.

The Safety Museum

“Good morning students!” Ms. Marrone’s booming voice filled the sleepy classrooms at Wicker Elementary School. “I have an important announcement to make. Today is *Safety in Our Schools Day* and we are going to create a school-wide safety museum. Each of you must write a safety tip and illustrate a picture to go along with your tip. Then we’ll hang the drawings in the hallways. Each class will get a chance to walk through the museum. Do your best work, because the winner gets a prize. Good luck!”

As soon as the announcement was over, Mr. Friar passed out large sheets of paper and crayons. Mr. Friar’s class had been studying about safety all week, so the students had a lot of great ideas. After 20 minutes, Mr. Friar walked around admiring the class’ work. Sylvia had drawn a picture of two girls playing catch. Beneath it she wrote: *Never chase a ball into the street!* Kyle had not drawn anything yet, because he was still decorating his fancy letters, which said, *Look left, right, and then left again before crossing the street.* Hermes had drawn two kids playing on train tracks and then made a giant ‘X’ across the picture. His caption said: *It’s not safe to play on train tracks!*

“Ten more minutes to draw,” Mr. Friar said. “Keep up the good work!”

1. Why hadn’t Kyle drawn anything after 20 minutes?
 - a. He didn’t know what to draw.
 - b. He was being rebellious.
 - c. He was upset.
 - d. He had taken a long time writing his sentence.

2. How did Wicker Elementary School celebrate *Safety in Our Schools Day*?
 - a. The kids got the chance to practice getting on and off the bus safely.
 - b. The whole school took a field lesson to a museum about safety.
 - c. The kids created their own safety museum with drawings.
 - d. The students had a watermelon eating contest.

3. From the story the reader can tell that Mr. Friar is probably _____.
 - a. a mean teacher
 - b. an encouraging teacher
 - c. the principal
 - d. mad that the safety museum is taking away class time

1. What fraction of the signs are triangles?



a. $\frac{2}{3}$

b. $\frac{3}{2}$


c. $\frac{2}{5}$


d. $\frac{3}{5}$


2. Which set of signs represents $\frac{3}{5}$ rhombus warning signs?




1. On her bus ride to school, Shauna was counting traffic signs. She counted more than $\frac{4}{6}$ stop signs. Which model shows more than $\frac{4}{6}$?

a. 

b. 

c. 

d. 

2. Look at the signs below.



What fraction of these signs are NOT squares?

- a. $\frac{3}{2}$
- b. $\frac{3}{5}$
- c. $\frac{2}{5}$
- d. $\frac{2}{3}$

1. Roberto was sorting his safety cards into safe and unsafe categories.

Safe	Unsafe
7	5

What fraction of the cards are safe?




a. $\frac{7}{12}$

b. $\frac{7}{5}$

c. $\frac{5}{12}$

d. $\frac{5}{7}$

2. Find the rectangle that is $\frac{3}{8}$ shaded. Mark your answer.



1. Find the sequence where one fourth of the shapes are triangles.

a. 

b. 

c. 

d. 

2. Look at the picture below.



What fraction of the signs have arrows?

- a. Two fifths
 b. Two thirds
 c. Three fifths
 d. Three halves

Name

Date

57

What two words make up the compound word?

1. crosswalk _____
2. kneepad _____

Separate the word into prefix and root or base word.

3. television _____

Correct the sentences.

4. i is ready to take my motorcycle safety test on tuesday

5. kevin rodrigo and arturo walks to school on the sidewalk

Name

Date

58

Create a compound word including the following word.

1. ball _____
2. night _____

What two words make up the compound word?

3. mudslide _____

Correct the sentences.

4. put that cell phone away write now mrs stapleton snapped

5. juan nose not to cross a street alone until he are older

Name

Date

59

What two words make up the compound word?

1. sidewalk _____
2. wheelchair _____

Complete this sentence with . ! or ?

3. I am going to wait for the crosswalk sign to change colors

Correct the sentences.

4. there a car by the playground but us donot play in it

5. i seat in the backseat until i am twelve and old enough for the front seat

Name

Date

60

Create a compound word including the following word.

1. news _____
2. work _____

Add commas to the following sentence.

3. I received kneepads elbow pads wrist guards gloves and a helmet for my birthday.

Correct the sentences.

4. look left look right look left again and then cross the street

5. tommy wants to play on the field instead often in the parking lott

Read the passage that follows. Then read each question and circle the correct answer.

<http://www.123safetykids.com>

123safetykids.com

Home	School	Bus	Street	Bicycle	Vehicle	Skates
------	--------	-----	--------	---------	---------	--------

Vehicle Safety

Facts and Tips to Help Kids Stay Safe in Cars and Trucks:

- Kids are safest riding in the back seat.
- Do not play in the trunk of a vehicle - you could get locked inside!
- Never ride in the bed of a truck. It is dangerous and against the law.
- Always buckle your safety belt! Wearing a safety belt makes kids 45% less likely to die in a car crash!
- Parked vehicles quickly get very hot inside. It only takes one hour for the inside of a car to heat up to 123 degrees Fahrenheit when it is 80 degrees outside the car. Do not play inside vehicles.
- Playing or arguing while riding in a vehicle can distract the driver and cause a crash. Sit calmly while riding around.
- Parking lots and driveways are not safe places for kids to play. Many times drivers can't see children when they are backing up.

1. Which of the following is NOT a section of 123safetykids.com?

- Bus Safety
- Bicycle Safety
- Four Wheeler Safety
- Skate Safety

2. Which definition of the word bed matches the meaning in this sentence: "never ride on the bed of a truck"?

Bed:

- A piece of furniture on which a person sleeps
- An area where plants are grown
- The bottom of a lake, river, or sea
- The back, open part of a vehicle

- Definition 1
- Definition 2
- Definition 3
- Definition 4

3. What reason does the author give for kids to always wear a safety belt?

- You could get a fine if you don't buckle up.
- Police officers check to make sure kids are wearing their safety belts.
- It is the law that kids must buckle up.
- Kids are more likely to survive a car crash if they're buckled up.

Read the passage that follows. Then read each question and circle the correct answer.

<http://www.123safetykids.com>

123safetykids.com

Home	School	Bus	Street	Bicycle	Vehicle	Skates
------	--------	-----	--------	---------	---------	--------

Vehicle Safety

Facts and Tips to Help Kids Stay Safe in Cars and Trucks:

- Kids are safest riding in the back seat.
- Do not play in the trunk of a vehicle - you could get locked inside!
- Never ride in the bed of a truck. It is dangerous and against the law.
- Always buckle your safety belt! Wearing a safety belt makes kids 45% less likely to die in a car crash!
- Parked vehicles quickly get very hot inside. It only takes one hour for the inside of a car to heat up to 123 degrees Fahrenheit when it is 80 degrees outside the car. Do not play inside vehicles.
- Playing or arguing while riding in a vehicle can distract the driver and cause a crash. Sit calmly while riding around.
- Parking lots and driveways are not safe places for kids to play. Many times drivers can't see children when they are backing up.

1. This website was probably created to _____.
 - a. teach kids ways to stay safe
 - b. explain why cars get so hot
 - c. entertain kids about cool facts when they're bored
 - d. persuade adults to let kids drive

2. Which of the following is the best description of this website?
 - a. A website of poems about cars and trucks
 - b. A fictional website about safety
 - c. A nonfiction website about safety
 - d. A website of safety mysteries

3. According to this website, why shouldn't kids play inside parked vehicles?
 - a. They might get in trouble.
 - b. There are better places to play.
 - c. Their parents might not know where they are.
 - d. Parked vehicles get dangerously hot inside.

Read the passage that follows. Then read each question and circle the correct answer.

<http://www.123safetykids.com>

123safetykids.com

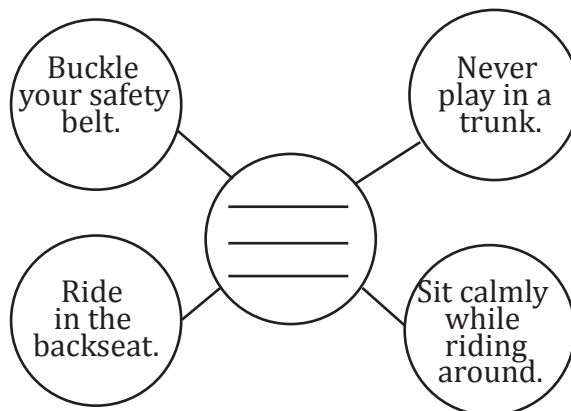
Home	School	Bus	Street	Bicycle	Vehicle	Skates
------	--------	-----	--------	---------	---------	--------

Vehicle Safety

Facts and Tips to Help Kids Stay Safe in Cars and Trucks:

- Kids are safest riding in the back seat.
- Do not play in the trunk of a vehicle - you could get locked inside!
- Never ride in the bed of a truck. It is dangerous and against the law.
- Always buckle your safety belt! Wearing a safety belt makes kids 45% less likely to die in a car crash!
- Parked vehicles quickly get very hot inside. It only takes one hour for the inside of a car to heat up to 123 degrees Fahrenheit when it is 80 degrees outside the car. Do not play inside vehicles.
- Playing or arguing while riding in a vehicle can distract the driver and cause a crash. Sit calmly while riding around.
- Parking lots and driveways are not safe places for kids to play. Many times drivers can't see children when they are backing up.

- Where are kids safest when riding in a vehicle?
 - In the middle seat
 - In the back seat
 - In the front passenger seat
 - By the window
- Read the web diagram and use it to answer the question.



Which of the following should go on the blank lines?

- Bicycle Safety Tips
- How to Play Safely
- Facts about School Safety
- Vehicle Safety Tips

Read the passage that follows. Then read each question and circle the correct answer.

<http://www.123safetykids.com>

123safetykids.com

Home	School	Bus	Street	Bicycle	Vehicle	Skates
------	--------	-----	--------	---------	---------	--------


Vehicle Safety

Facts and Tips to Help Kids Stay Safe in Cars and Trucks:

- Kids are safest riding in the back seat.
- Do not play in the trunk of a vehicle - you could get locked inside!
- Never ride in the bed of a truck. It is dangerous and against the law.
- Always buckle your safety belt! Wearing a safety belt makes kids 45% less likely to die in a car crash!
- Parked vehicles quickly get very hot inside. It only takes one hour for the inside of a car to heat up to 123 degrees Fahrenheit when it is 80 degrees outside the car. Do not play inside vehicles.
- Playing or arguing while riding in a vehicle can distract the driver and cause a crash. Sit calmly while riding around.
- Parking lots and driveways are not safe places for kids to play. Many times drivers can't see children when they are backing up.

1. Which of the following is NOT a vehicle?
 - a. Car
 - b. Truck
 - c. Train
 - d. House
2. How can arguing in a car cause an accident?
 - a. Arguing can distract the driver.
 - b. Arguing can make a lot of noise.
 - c. Arguing can make people get angry.
 - d. Arguing can make someone get lost.
3. How many degrees can the temperature inside a car increase in just one hour?
 - a. 80 degrees
 - b. More than 40 degrees
 - c. 15 degrees
 - d. 23 degrees

1. Look at the array.







What equation does this array best represent?

- a. $5 + 3 = 8$
 - b. $3 \times 5 = 15$
 - c. $3 \times 4 = 12$
 - d. $5 - 3 = 2$
2. At a busy intersection, there were four rows of cars with six cars in each row. Which equation best represents the number of cars that were stopped at the intersection?
- a. $4 \times 5 = 20$
 - b. $6 - 4 = 2$
 - c. $6 + 4 = 10$
 - d. $6 \times 4 = 24$


1. These signs follow a pattern.



Which figure goes in the empty space?

- a. 
- b. 
- c. 
- d. 

2. The length of the signs increases from left to right. If the pattern continues, what will be the length of the next sign?



- a. 12 ft
- b. 10 ft
- c. 16 ft
- d. 24 ft


1. Look at the array below.



What number sentence is NOT in the same fact family as the other facts from this array?

- a. $7 \times 5 = 35$
 - b. $35 \div 7 = 5$
 - c. $5 \times 7 = 35$
 - d. $5 + 7 = 12$
2. Each student in the in-line skating club needs three pieces of equipment before beginning their first skating trip: two elbow pads and one helmet. How many elbow pads will the group need if all 14 members want to go skating?
- a. 20
 - b. 28
 - c. 16
 - d. 42

1. Filipe grouped his stickers in his sticker book in the pattern below.



Which operation best shows how Filipe grouped his stickers?

- a. $3 + 6$
- b. $6 - 3$
- c. $6 \div 3$
- d. 3×6

2. Ms. Phillips has sheets of stickers that look like the one below.



If Ms. Phillips counted the stickers by groups of 8, which list shows the numbers she could have counted?

- a. 8, 12, 16, 20, 24
- b. 2, 4, 6, 8, 10
- c. 8, 16, 24, 32, 40
- d. 4, 12, 20, 28, 36

Name

Date

69

Is it a singular or plural noun?

1. student _____
2. classes _____

Create a compound word including the following word.

3. room _____

Correct the sentences.

4. i adjust the air conditioning music and mirrors before i start two drive

5. bella why are rules important asked edward

Name

Date

70

What is the plural form of the noun?

1. judge _____
2. leaf _____

Choose the correct homophone to complete the sentence.

3. I was (fined/find) \$100 for not wearing my safety belt.

Correct the sentences.

4. do you know how many car are in collision every year

5. did you know everyone in the front seat must where a safety belt

Name

Date

71

Is it a singular or plural noun?

1. histories _____
2. way _____

Add quotation marks to the following sentence.

3. The Texas Constitution has 450 amendments, said Mrs. Haggerty.

Correct the sentences.

4. why are their so many different license plate from our state

5. there are two woman on the united states supreme court

Name

Date

72

What is the plural form of the noun?

1. police _____
2. thief _____

Write one sentence using the homophone pair.

3. thrown, throne _____

Correct the sentences.

4. more peoples go to city council meetings than to county commissioners court said Hannah

5. are you ready to plead guilty or not guilty asked the judge

Read the passage that follows. Then read each question and circle the correct answer.

A Safe Decision

Darren's dad loved to give gifts and always bought Darren new toys, puzzles, and games. One Christmas, he gave Darren a shiny new scooter. Darren had never ridden a scooter before, but was so excited to try it out that he immediately began to ride it on the main road. There was a lot of traffic on the road, and Darren soon realized he didn't really know how to use the scooter properly. He thought he might get injured, so he quickly went home and practiced in his driveway with his dad watching. Darren's dad was so proud of him for making a safe decision he took him out for ice cream that night at Dippy's. As Darren ate his banana split sundae he thought, *being responsible is the way to go!*

1. What does the word proud mean?
 - a. Pleased and satisfied
 - b. Upset
 - c. Mad
 - d. Annoyed

2. The author probably wrote this story to _____.
 - a. solve a mystery
 - b. tell a story about a boy making a safe decision
 - c. teach children how scooters are made
 - d. show kids a way to get their parents to buy them ice cream

3. Why did Darren's dad take him out for ice cream?
 - a. He was happy with Darren for making a good choice.
 - b. Darren got good grades on his report card.
 - c. Darren's dad wanted to surprise Darren.
 - d. He knew Darren loved ice cream.

Read the passage that follows. Then read each question and circle the correct answer.

A Safe Decision

Darren's dad loved to give gifts and always bought Darren new toys, puzzles, and games. One Christmas, he gave Darren a shiny new scooter. Darren had never ridden a scooter before, but was so excited to try it out that he immediately began to ride it on the main road. There was a lot of traffic on the road, and Darren soon realized he didn't really know how to use the scooter properly. He thought he might get injured, so he quickly went home and practiced in his driveway with his dad watching. Darren's dad was so proud of him for making a safe decision he took him out for ice cream that night at Dippy's. As Darren ate his banana split sundae he thought, *being responsible is the way to go!*

1. The reader can tell that Darren will probably _____.
 - a. learn how to use the scooter properly before taking it out on the main road again
 - b. ride his scooter without a helmet
 - c. tell his dad he doesn't want ice cream
 - d. ride the scooter in a place with lots of cars around

2. How does Darren change by the end of the story?
 - a. He likes ice cream now.
 - b. He doesn't think scooters are fun anymore.
 - c. He thinks about how to be safe and have fun at the same time.
 - d. He is upset with his father for getting him a scooter.

3. When does this story take place?
 - a. Spring
 - b. Summer
 - c. Fall
 - d. Winter

Read the passage that follows. Then read each question and circle the correct answer.

A Safe Decision

Darren's dad loved to give gifts and always bought Darren new toys, puzzles, and games. One Christmas, he gave Darren a shiny new scooter. Darren had never ridden a scooter before, but was so excited to try it out that he immediately began to ride it on the main road. There was a lot of traffic on the road, and Darren soon realized he didn't really know how to use the scooter properly. He thought he might get injured, so he quickly went home and practiced in his driveway with his dad watching. Darren's dad was so proud of him for making a safe decision he took him out for ice cream that night at Dippy's. As Darren ate his banana split sundae he thought, *being responsible is the way to go!*

1. Which sentence from the story shows that Darren is responsible?
 - a. Darren's dad loved to give gifts, and always bought Darren new toys, puzzles, and games.
 - b. One Christmas, he gave Darren a shiny new scooter.
 - c. Darren had never ridden a scooter before, but was so excited to try it out that he immediately began to ride it on the main road.
 - d. He thought he might get injured, so he quickly went home and practiced in his driveway with his dad watching.

2. Why was it unsafe for Darren to ride on the main road?
 - a. There was lot of traffic on a main road, so Darren could have been hit by a car.
 - b. The main road did not have a stop sign.
 - c. Darren was lost.
 - d. Darren was riding on the wrong side of the road.

3. Where did Darren safely practice riding his scooter?
 - a. In his backyard
 - b. On the main road
 - c. In his driveway with his dad supervising
 - d. In the parking lot at H-E-B

Read the passage that follows. Then read each question and circle the correct answer.

A Safe Decision

Darren's dad loved to give gifts and always bought Darren new toys, puzzles, and games. One Christmas, he gave Darren a shiny new scooter. Darren had never ridden a scooter before, but was so excited to try it out that he immediately began to ride it on the main road. There was a lot of traffic on the road, and Darren soon realized he didn't really know how to use the scooter properly. He thought he might get injured, so he quickly went home and practiced in his driveway with his dad watching. Darren's dad was so proud of him for making a safe decision he took him out for ice cream that night at Dippy's. As Darren ate his banana split sundae he thought, *being responsible is the way to go!*

1. What does the word immediately mean?
 - a. Try something new
 - b. Have a lot of fun
 - c. Safely
 - d. Right away

2. What did Darren do right after riding the scooter on the main road?
 - a. He opened the box containing the scooter.
 - b. He began to ride it on the main road.
 - c. He went home to practice in his driveway.
 - d. He ate ice cream.

3. How did Darren probably feel when he realized he didn't know how to use the scooter?
 - a. Nervous
 - b. Excited
 - c. Jealous
 - d. Envious

1. Which of the following are **NOT** rectangles?



1



2



3



4



5

- a. 1, 2, 3
- b. 3, 5
- c. 1, 4, 5
- d. 2, 3

2. Which shape has more than 5 sides?

- a. Square
- b. Pentagon
- c. Hexagon
- d. Triangle

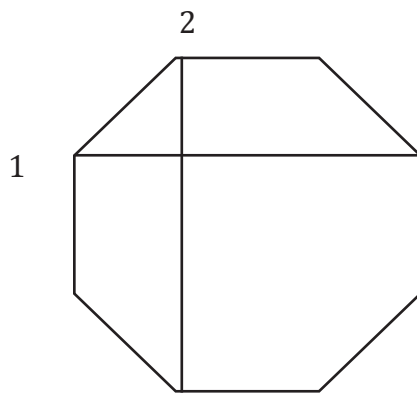
1. The picture of the litter barrel best represents which geometric figure?



- a. Cylinder
 - b. Circle
 - c. Sphere
 - d. Hexagon
2. Which picture shows a line of symmetry?

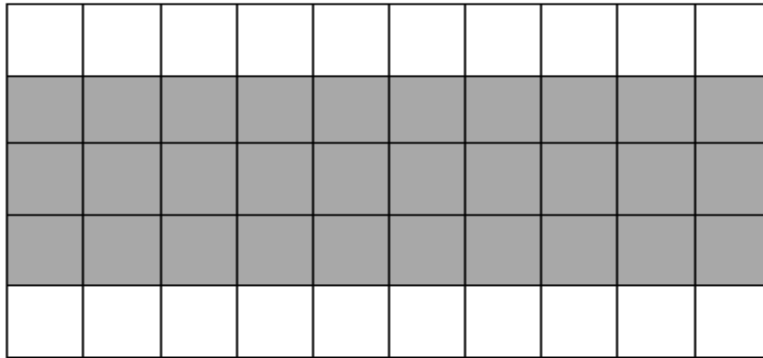


1. Look at the octagon. Which is a line of symmetry?



- a. Line 1
b. Line 2
c. Lines 1 and 2
d. None of the Above
2. Mitzi decided to go for a bike ride. It took her five minutes to put on her proper safety gear and tell her parents where she planned to go. She rode her bike for 25 minutes. If she started putting on her safety gear at 4:15, what time did she finish her bike ride?
- a. 4:40
b. 4:45
c. 4:30
d. 5:00

1. Below is a drawing of the area of the crosswalk outside Garza Elementary School.

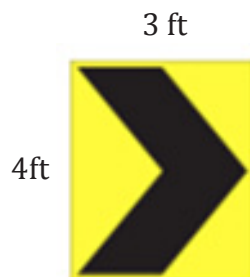


5ft.

10 ft.

What is the area of the crosswalk?

- a. 30 square feet
 - b. 10 square feet
 - c. 27 square feet
 - d. 33 square feet
2. What is the perimeter of the warning sign shown below?



- a. 7 ft.
- b. 14 ft.
- c. 12 ft.
- d. 11 ft.

Name _____

Date _____

81

Is the following a common or proper noun?

1. Ford _____
2. automobile _____

What is the root or base word?

3. proudly _____

Correct the sentences.

4. do not run across the stret said the teecher

5. look both wayz before crossing thee street sead the teacher

Name _____

Date _____

82

Write a common noun for the proper noun.

1. Mom _____
2. Dallas Cowboys _____

Add a prefix to the root or base word.

3. low _____

Correct the sentences.

4. there is won woman on the texas supreme court

5. we study traffic safety during social studies on wednesdays

Name

Date

83

Is the following a common or proper noun?

1. country _____
2. United States _____

What is the prefix?

3. enforce _____

Correct the sentences.

4. he register his knew ford F-150

5. it is bezt to cros the street at an crosswalk

Name

Date

84

Write a common noun for the proper noun.

1. Texas _____
2. Granny _____

Separate the word into prefix and root or base word.

3. repay _____

Correct the sentences.

4. please explain to i the difference tween a country and a county

5. during the interview i finded out about wat a municipal judge does

Read the passage that follows. Then read each question and circle the correct answer.

Delete	Reply	Forward	Move	Print
<p>Re: Crossing the Street Safely From: Officer Salazar officer.salazar@txpd.com To: Jenny Pickering jkpick717@yourworld.net Thursday, February 4, 2010 @ 10:07am</p> <p>.....</p> <p>Dear Jenny,</p> <p>Thank you for <u>inquiring</u> about safety. I am happy to share some tips with you on crossing the street safely. I think it is great you decided to do your class presentation on safety – it is such an important topic! Did you know that every year more than 12,000 U.S. children die from unintentional injuries? In fact, crashes are the leading cause of death for children under the age of 19. Some of the information you share with your class could end up saving someone’s life. Most crashes are <u>preventable</u> – following safety laws can help stop an crash from ever happening.</p> <p>Here are some safety tips for crossing the street:</p> <ul style="list-style-type: none"> *Cross the street at the crosswalks (not in the middle of the street). *Look left, then right, then left again before crossing the street. *Walk across the street. *Whenever possible, cross the street with an adult. *Some crosswalks have a light that tells you when to cross. Follow the signals on the light. <p>This is just a start, but I hope it helps. Good luck on your presentation. Stay safe!</p> <p style="text-align: right;">Sincerely, Officer Salazar</p>				

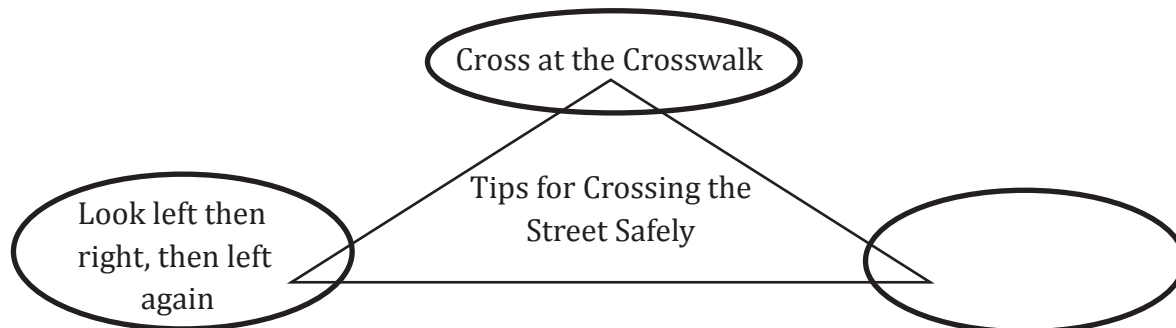
- The reader can tell from the clues that this passage is probably _____.
 - a book about safety
 - a poster at a police station
 - a letter Jenny got in the mail
 - an email from a police officer
- The word inquiring means _____.
 - asking
 - yelling
 - knowing
 - helping
- The topic of Jenny’s presentation is _____.
 - bus safety
 - crossing the street safely
 - bicycle safety
 - wearing a safety belt

Read the passage that follows. Then read each question and circle the correct answer.

Delete	Reply	Forward	Move	Print
<p>Re: Crossing the Street Safely From: Officer Salazar officer.salazar@txpd.com To: Jenny Pickering jkpick717@yourworld.net Thursday, February 4, 2010 @ 10:07am</p>				
<p>Dear Jenny,</p> <p>Thank you for <u>inquiring</u> about safety. I am happy to share some tips with you on crossing the street safely. I think it is great you decided to do your class presentation on safety – it is such an important topic! Did you know that every year more than 12,000 U.S. children die from unintentional injuries? In fact, crashes are the leading cause of death for children under the age of 19. Some of the information you share with your class could end up saving someone’s life. Most crashes are <u>preventable</u> – following safety laws can help stop an crash from ever happening.</p> <p>Here are some safety tips for crossing the street:</p> <ul style="list-style-type: none"> *Cross the street at the crosswalks (not in the middle of the street). *Look left, then right, then left again before crossing the street. *Walk across the street. *Whenever possible, cross the street with an adult. *Some crosswalks have a light that tells you when to cross. Follow the signals on the light. <p>This is just a start, but I hope it helps. Good luck on your presentation. Stay safe!</p> <p style="text-align: right;">Sincerely, Officer Salazar</p>				

- What is the leading cause of death for children under the age of 19?
 - Disease
 - Crashes
 - Insect bites
 - Shark attacks

- Read the chart and use it to answer the question.



Which of the following does NOT belong on the blank lines?

- Follow the signals on the lights
- Cross with an adult when possible
- Wear a helmet
- Walk across the street

Read the passage that follows. Then read each question and circle the correct answer.

Delete	Reply	Forward	Move	Print
<p>Re: Crossing the Street Safely From: Officer Salazar officer.salazar@txpd.com To: Jenny Pickering jkpick717@yourworld.net Thursday, February 4, 2010 @ 10:07am</p> <p>Dear Jenny,</p> <p>Thank you for <u>inquiring</u> about safety. I am happy to share some tips with you on crossing the street safely. I think it is great you decided to do your class presentation on safety – it is such an important topic! Did you know that every year more than 12,000 U.S. children die from unintentional injuries? In fact, crashes are the leading cause of death for children under the age of 19. Some of the information you share with your class could end up saving someone’s life. Most crashes are <u>preventable</u> – following safety laws can help stop an crash from ever happening.</p> <p>Here are some safety tips for crossing the street:</p> <ul style="list-style-type: none"> *Cross the street at the crosswalks (not in the middle of the street). *Look left, then right, then left again before crossing the street. *Walk across the street. *Whenever possible, cross the street with an adult. *Some crosswalks have a light that tells you when to cross. Follow the signals on the light. <p>This is just a start, but I hope it helps. Good luck on your presentation. Stay safe!</p> <p style="text-align: right;">Sincerely, Officer Salazar</p>				

- The reader can tell that Jenny probably _____.
 - is in fourth grade
 - loves science
 - wrote an email to Officer Salazar asking for safety information
 - was in an crash and wants know how to be safer
- Which words help the reader know what preventable means?
 - Stop a crash from ever happening
 - Most crashes
 - Some of the information
 - Safety tips
- What is the last thing Officer Salazar tells Jenny to do?
 - Cross the street with an adult
 - Stay safe
 - Do well on her presentation
 - Use a crosswalk

Name

Date

Read the passage that follows. Then read each question and circle the correct answer.

Delete	Reply	Forward	Move	Print
<p>Re: Crossing the Street Safely From: Officer Salazar officer.salazar@txpd.com To: Jenny Pickering jpick717@yourworld.net Thursday, February 4, 2010 @ 10:07am</p> <p>.....</p> <p>Dear Jenny,</p> <p>Thank you for <u>inquiring</u> about safety. I am happy to share some tips with you on crossing the street safely. I think it is great you decided to do your class presentation on safety – it is such an important topic! Did you know that every year more than 12,000 U.S. children die from unintentional injuries? In fact, crashes are the leading cause of death for children under the age of 19. Some of the information you share with your class could end up saving someone’s life. Most crashes are <u>preventable</u> – following safety laws can help stop an crash from ever happening.</p> <p>Here are some safety tips for crossing the street:</p> <ul style="list-style-type: none"> *Cross the street at the crosswalks (not in the middle of the street). *Look left, then right, then left again before crossing the street. *Walk across the street. *Whenever possible, cross the street with an adult. *Some crosswalks have a light that tells you when to cross. Follow the signals on the light. <p>This is just a start, but I hope it helps. Good luck on your presentation. Stay safe!</p> <p style="text-align: right;">Sincerely, Officer Salazar</p>				

1. According to Officer Salazar, why is safety such an important topic?
 - a. Many children die each year from crashes and knowing about safety could save lives.
 - b. Jenny’s class is going to have a test on safety, so they need to know the rules.
 - c. People can get fines for breaking safety laws.
 - d. If you break a safety law, you could go to jail.

2. The reader can tell Jenny will probably _____.
 - a. run across the street
 - b. teach her class some of the tips Officer Salazar shared with her
 - c. change her topic to Ocean Mammals
 - d. forget what she has learned

3. When was this written?
 - a. In the evening
 - b. In the afternoon
 - c. In the morning
 - d. At noon

1. What fraction of the shapes below have 4 vertices?



- a. $\frac{2}{3}$
- b. $\frac{3}{2}$
- c. $\frac{2}{5}$
- d. $\frac{3}{5}$
2. Max grouped his cards in the pattern below.



Which expression best shows how Max grouped her stickers?

- a. $4 + 5$ c. $5 \div 4$
- b. 4×5 d. $5 - 4$

1. How many vertices and edges does this stop sign have?



- a. 6 vertices, 8 edges
- b. 8 vertices, 6 edges
- c. 8 vertices, 8 edges
- d. 4 vertices, 8 edges

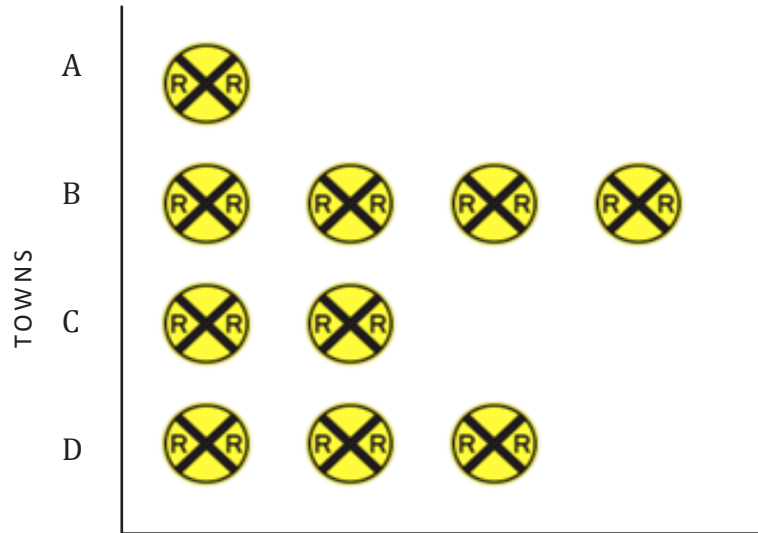
2. Look at the trapezoid below.




What is true about this two-dimensional figure?

- a. It has one set of parallel lines.
- b. It has two sets of parallel lines.
- c. It has 6 vertices.
- d. It has 5 edges.

1. Look at the graph.



Number of children who have seen a train
while riding in the car

 = 4 children

How many children have seen a train while riding in the car?

- a. 11
- b. 40
- c. 5
- d. 20





2. In which town have the fewest children seen trains?

- a. Town A
- b. Town B
- c. Town C
- d. Town D

1. Which set of signs best represents less than two fifths triangles?

- a. 
- b. 
- c. 
- d. 

2. Which figures are congruent?

- a. 
- b. 
- c. 
- d. 

Name

Date

93

Circle the correct possessive noun.

1. his his' his's hiss
2. Barack Obama's Barack Obamas' Barack Obamases Barack Obamas

What two words make up the compound word?

3. airport _____

Correct the sentences.

4. does you no what the texas drivers handbook is about

5. oscar sylvia and beyonce went to the store with there mother to buy helmets

Name

Date

94

Write the possessive noun.

1. the helmet belongs to Raul _____
2. the skateboard of Barbara _____

Is it a singular or plural noun?

3. firemen _____

Correct the sentences.

4. denise said that itis about driving and driving laws

5. kat new a flashing yellow light meant to slow down

Name

Date

95

Circle the correct possessive noun.

1. Marigolds Marigold's Marigolds' Marigoldes
2. it's its its' its's

Create a compound word including the following word.

3. sun _____

Correct the sentences.

4. catie denise and amy no not to play in the stret

5. i cant wait to go on the bike shop said joanna

Name

Date

96

Write the possessive noun.

1. the bicycle belonging to Paulina _____
2. the book belonging to Amar _____

What is the plural form of the noun?

3. lunch _____

Correct the sentences.

4. ned christian and jordan go to the skate park on saturdays

5. how old do you have to bea to drink alcohol asked claire

Read the passage that follows. Then read each question and circle the correct answer.

A Simple Game of Catch

“Mom, Rushina’s here! I’ll be out front,” Socorro yelled up to her mom.

“Okay honey, be careful! Don’t go in the street!” Mrs. Centurion yelled down from the second floor. Rushina had gotten a frisbee for her birthday the week before. Rushina and Socorro liked to count how many times they could catch the frisbee without it hitting the ground. Their record was 94, and they were hoping today they would reach 100.

The two girls positioned themselves at opposite ends of Socorro’s big front yard. “Here it comes,” Rushina yelled. Soon the girls were up to 97 catches. Just then, Rushina threw the frisbee too far. We’re so close, Socorro thought. I can’t miss this one. Socorro sprinted and lunged for the frisbee. Fortunately, she caught it. Unfortunately, she had to fall onto the street to catch it, at the same time a man was riding by on his bicycle. Socorro and the man collided. The man flew off his bicycle onto the street. Mrs. Centurion had watched this happen through the window and came running outside. The man, who had been wearing a helmet, stood up. He had a lot of scratches, but luckily, he was okay. Socorro, too, was lucky. Although she had a broken arm, she knew it could have been much worse.

1. Where does this story take place?
 - a. In front of Rushina’s house
 - b. In front of Socorro’s house
 - c. At the playground
 - d. In the street by Socorro’s school

2. The word collided means _____.
 - a. yelled
 - b. banged into each other
 - c. caught
 - d. danced

3. How did Mrs. Centurion know Socorro was hurt?
 - a. She heard Socorro scream.
 - b. Rushina ran inside and told her what had happened.
 - c. She got a bad feeling in her stomach.
 - d. She had been watching them play through the window.

Read the passage that follows. Then read each question and circle the correct answer.

A Simple Game of Catch

“Mom, Rushina’s here! I’ll be out front,” Socorro yelled up to her mom.

“Okay honey, be careful! Don’t go in the street!” Mrs. Centurion yelled down from the second floor. Rushina had gotten a frisbee for her birthday the week before. Rushina and Socorro liked to count how many times they could catch the frisbee without it hitting the ground. Their record was 94, and they were hoping today they would reach 100.

The two girls positioned themselves at opposite ends of Socorro’s big front yard. “Here it comes,” Rushina yelled. Soon the girls were up to 97 catches. Just then, Rushina threw the frisbee too far. We’re so close, Socorro thought. I can’t miss this one. Socorro sprinted and lunged for the frisbee. Fortunately, she caught it. Unfortunately, she had to fall onto the street to catch it, at the same time a man was riding by on his bicycle. Socorro and the man collided. The man flew off his bicycle onto the street. Mrs. Centurion had watched this happen through the window and came running outside. The man, who had been wearing a helmet, stood up. He had a lot of scratches, but luckily, he was okay. Socorro, too, was lucky. Although she had a broken arm, she knew it could have been much worse.

1. Why did Socorro probably feel lucky?
 - a. Her mom didn’t yell at her.
 - b. She caught the frisbee.
 - c. The man was nice.
 - d. If there had been a car, she might have been more severely injured.

2. What probably helped protect the man on the bicycle?
 - a. He was wearing kneepads.
 - b. He saw Socorro coming, so he got out of the way.
 - c. He was wearing a helmet.
 - d. He was really tough.

3. Why did Socorro go into the street?
 - a. She wanted to disobey her mother.
 - b. She really wanted to get to 100 catches.
 - c. Rushina told her to.
 - d. She wasn’t afraid of cars.

Read the passage that follows. Then read each question and circle the correct answer.

A Simple Game of Catch

“Mom, Rushina’s here! I’ll be out front,” Socorro yelled up to her mom.

“Okay honey, be careful! Don’t go in the street!” Mrs. Centurion yelled down from the second floor. Rushina had gotten a frisbee for her birthday the week before. Rushina and Socorro liked to count how many times they could catch the frisbee without it hitting the ground. Their record was 94, and they were hoping today they would reach 100.

The two girls positioned themselves at opposite ends of Socorro’s big front yard. “Here it comes,” Rushina yelled. Soon the girls were up to 97 catches. Just then, Rushina threw the frisbee too far. We’re so close, Socorro thought. I can’t miss this one. Socorro sprinted and lunged for the frisbee. Fortunately, she caught it. Unfortunately, she had to fall onto the street to catch it, at the same time a man was riding by on his bicycle. Socorro and the man collided. The man flew off his bicycle onto the street. Mrs. Centurion had watched this happen through the window and came running outside. The man, who had been wearing a helmet, stood up. He had a lot of scratches, but luckily, he was okay. Socorro, too, was lucky. Although she had a broken arm, she knew it could have been much worse.

1. What happened right before Socorro and the man collided?
 - a. The man flew off his bicycle.
 - b. Rushina threw the frisbee too far.
 - c. Mrs. Cenurion ran outside.
 - d. The man stood up.

2. How do you think Mrs. Centurion probably felt when she saw the collision?
 - a. Impatient
 - b. Furious
 - c. Worried
 - d. Joyful

3. Which sentence from the story shows you that Socorro was determined to catch the frisbee?
 - a. The two girls positioned themselves at opposite ends of Socorro’s big front yard.
 - b. I can’t miss this one.
 - c. Socorro and the man collided.
 - d. He had a lot of scratches, but luckily, he was okay.

Read the passage that follows. Then read each question and circle the correct answer.

A Simple Game of Catch

“Mom, Rushina’s here! I’ll be out front,” Socorro yelled up to her mom.

“Okay honey, be careful! Don’t go in the street!” Mrs. Centurion yelled down from the second floor. Rushina had gotten a frisbee for her birthday the week before. Rushina and Socorro liked to count how many times they could catch the frisbee without it hitting the ground. Their record was 94, and they were hoping today they would reach 100.

The two girls positioned themselves at opposite ends of Socorro’s big front yard. “Here it comes,” Rushina yelled. Soon the girls were up to 97 catches. Just then, Rushina threw the frisbee too far. We’re so close, Socorro thought. I can’t miss this one. Socorro sprinted and lunged for the frisbee. Fortunately, she caught it. Unfortunately, she had to fall onto the street to catch it, at the same time a man was riding by on his bicycle. Socorro and the man collided. The man flew off his bicycle onto the street. Mrs. Centurion had watched this happen through the window and came running outside. The man, who had been wearing a helmet, stood up. He had a lot of scratches, but luckily, he was okay. Socorro, too, was lucky. Although she had a broken arm, she knew it could have been much worse.

1. Which is the best summary of this story?
 - a. Rushina got a frisbee for her birthday. She came over to play catch with Socorro. The two girls really wanted to beat their old score and get to 100 catches. Unfortunately, they didn’t do it.
 - b. Rushina and Socorro were playing frisbee in front of Socorro’s house. In order to catch the frisbee, Socorro jumped onto the street. She collided with a man on his bicycle. The man was okay, but Socorro broke her arm.
 - c. Mrs. Centurion ran outside when she saw Socorro fall in the street. The man on the bicycle was okay, but Socorro broke her arm.
 - d. Rushina and Socorro were playing frisbee and trying to beat their old score of 94. They were at 97 catches when Rushina threw the frisbee too far.





2. In the future, Socorro will probably _____.
 - a. run into the street only if she is at 100 catches
 - b. never play catch with Rushina again
 - c. never run into the street again, even if she might lose the game
 - d. play catch with a softball instead of a frisbee

3. How many catches did the girls get?
 - a. 94
 - b. 100
 - c. 98
 - d. 99

1. Look at the pattern of figures.



What will the next two figures be?

- a. 
- b. 
- c. 
- d. 

2. What number is missing in the pattern below?

___, 12, 18, 24, 30, 36

- a. 4
b. 5
c. 6
d. 7

1. Which three-dimensional figure has 5 faces, 5 vertices, and 8 edges?
- a. Cube
 - b. Square pyramid
 - c. Cylinder
 - d. Triangular prism

2. Look at the litter barrel below.



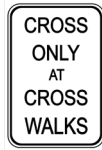
Which geometric figure best represents this barrel?

- a. Hexagon
- b. Trapezoid
- c. Cylinder
- d. Circle

1. Look at the signs below.



1



2



3



4



5



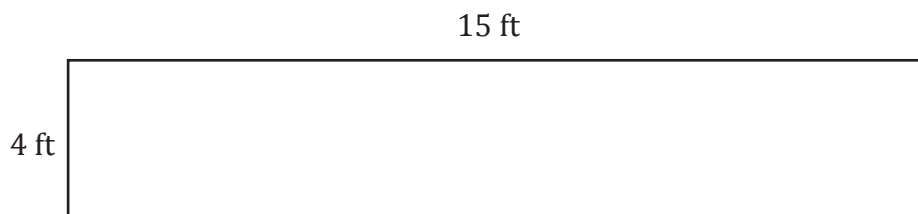
6



7

Which shapes are NOT rectangles?

- a. 1, 2, 7
 b. 6
 c. 1, 2, 4
 d. 6, 7
2. The students in Mr. Huang's class are putting a fence around the school garden to protect it from bicyclists who ride through the dirt. Below is a sketch of the garden. How much fencing will the class need to buy to protect the entire garden?



- a. 34 ft.
 b. 38 ft.
 c. 19 ft.
 d. 23 ft.

1. What is the fraction $\frac{3}{4}$ written in words?

- a. three four
- b. three and four
- c. three
- d. three fourths

2. List the four mathematical representations that describe this array.



Name

Date

105

Write the words that each contraction stands for.

1. don't _____
2. she'll _____

Is the following a common or proper noun?

3. Austin _____

Correct the sentences.

4. you cant park next to the fire hydrant said walter

5. will you walk with youre sister to her friends house on the sidewalk

Name

Date

106

Is the underlined word a contraction or possessive noun?

1. Haven't you learned about the safety signs yet? _____
2. Sarah's copy of the Texas Driver's Handbook is over there. _____

Circle the correct possessive noun.

3. Senator Cornyns Senator Cornyns' Senator Cornyn's Senator Cornynss

Correct the sentences.

4. logans little sister has to have a booster seat since she is for year old

5. i cant come over tonight my bike dont have a front light

Name

Date

107

Write the correct contraction for each set of words.

1. you are _____
2. will not _____

Write a common noun for the proper noun.

3. Monday _____

Correct the sentences.

4. dontcha wish there was a high speed train in are town

5. i wont be able to go to my friends house if there is hi water on the bridge

Name

Date

108

Is the underlined word a contraction or possessive noun?

1. She's going to walk to the crosswalk first. _____
2. What's the matter? _____

Write the possessive noun.

3. the truck belonging to Sophia _____

Correct the sentences.

4. it is unsafe four you to ride in the back of your dads truck said ms turner

5. my friend she don't have no cents riding a bike without a helmet

This page is intentionally left blank.

**Answer Key
2016**



RIVING



on the

RIGHT



IDE



of the

ROAD

3rd Grade Do-Nows

Denise Baxindine, Curriculum Consultant, Austin, Texas

Molly Powers, Curriculum Consultant, Austin, Texas

Joanna Waggoner-Norquest, Elementary Consultant, Edinburg, Texas



Sponsored by :
Law Focused Education, Inc.
State Bar of Texas
Texas Municipal Courts Education Center
Texas Department of Transportation



Dear Elementary Teachers:

This publication contains a set of skill building “Do-Nows” that build upon the content of the Driving on the Right Side of the Road project while helping prepare students for standardized testing. The content of the workbook contains warm ups based on basic traffic safety rules wrapped around 3rd grade ELAR and Math Teks.

We recommend that each day you start your class with these warm up exercises. Not only will they help students establish a routine as they come into your classroom, but they teach important lessons on safety and responsibility while giving students guided practice in preparing for standardized testing. You can set a timer for five minutes (or longer at the beginning of the year) to help the students learn time management and apply themselves as soon as they walk through the door. Students can be provided with the correct answers in many ways:

- using a document camera or smart board, project the “Do Now” on the screen and ask a student to write out the correct answer(s);
- ask students to work in pairs to correct each other’s work – then compare to answer sheet; or in small groups, let students teach the lesson to their peers.

As the students practice with the question stems and skills it could evolve into independent practice or homework.

If you are not familiar with the Driving on the Right Side of the Road (DRSR) program, please visit the DRSR web site, Texas Municipal Courts Education Center (TMCEC), or the Law Focused Education, Inc. (State Bar of Texas/Law-Related Education (LRE) Department) listed below:

www.drsr.info

TMCEC: www.tmcec.com

LRE: www.texaslre.org

The DRSR program consists of teaching units which infuse the study of traffic safety issues, traffic safety laws, and how these real life issues are adopted via the legislative process into the language arts, social studies, math, and health classes at grades K-12 and within high school government. Lessons incorporate the latest LRE instructional strategies as well as the opportunity to utilize judges and court support personnel as resource persons in classrooms. All of the DRSR materials include hands-on interactive lessons that promote critical and creative thinking skills, appropriate activity sheets, class sets of manipulatives for small and large group instruction, and on-line computer based learning games. In addition, units provide opportunities for conducting research and/or independent study, participation in simulations, and gifted/talented extension activities.

We hope that you have a successful school year.

Jan Miller

Director Law-Related Education

Law Focused Education INC

State Bar of Texas

Hope Lochridge

Executive Director

Texas Municipal Courts

Education Center

Elizabeth De La Garza

Driving on the Right Side of the Road

TX Dot Grant Administrator

Funding is provided by the Texas Department of Transportation and the Texas Court of Criminal Appeals.

Scope and Sequence at a Glance

This workbook was revised in August 2015 using the TEKS provided on <http://ritter.tea.state.tx.us/rules/tac/chapter110/ch110a.html> (accessed August 2015).

Please visit our website, <http://www.drsr.info>, to check that you have the most up-to-date version of the workbook and TEKS correlation.

The content of the workbook contains traffic safety, citizenship, and Social Studies skills. The most emphasized are Language Arts TEKS 3.11AC, 3.12AB, 3.17E, and 3.19AB.

Each of the nine cycles includes three weeks' worth of Reading, Math, and Language Arts activities. These Reading, Math, and Language Arts sections contain four days of activities.

Week	SKILL	PAGES	TEKS
1	Fiction Reading Passage	1-4	ELAR 3.2B, 3.4B, 3.5A, 3.8AB, 3.10, 3.12, 3.13C
2	Shape Identification and Attributes (vertices, edges, sides, angles)	5-8	Math 3.6AB
3	Sentence Punctuation and Quotations	9-12	ELAR 3.17D, 3.23BC
4	Nonfiction News Article	13-16	ELAR 3.2B, 3.4B, 3.8A, 3.12, 3.13ABCD, 3.15B
5	Time & Temperature	17-20	Math 3.1ABC, 3.4A, 3.7C, Science 3.4A
6	Homophones / Homonyms	21-24	ELAR 3.4C, 3.23BC, 3.24E
7	Nonfiction News Article	25-28	ELAR 3.4B, 3.12, 3.13ABCD, 3.15B
8	Symmetry/Congruency	29-32	Math 3.6AE
9	Root or Base Word	33-36	ELAR 3.1A iv, 3.17D, 3.2C, 3.4C, 3.23BC
10	Fiction Reading Passage	37-40	ELAR 3.4B, 3.8AB, 3.10, 3.13ABC
11	Perimeter and Area	41-44	Math 3.6C, 3.7B
12	Prefixes	45-48	ELAR 3.1A iv, 3.17D, 3.23BC
13	Fiction reading passage	49-52	ELAR 3.2AB, 3.5B, 3.10
14	Fractions	53-56	Math 3.3 CE, 3.6F
15	Compound Words	57-60	ELAR 3.23B, 3.4AB, 3.17D, 3.23BC
16	Nonfiction Website	61-64	ELAR 3.2B, 3.4B, 3.13ABCD, 3.15B
17	Arrays and Fact Families	65-68	Math 3.1BCE, 3.3E, 3.4D
18	Singular and Plural Nouns	69-72	ELAR 3.22A ii, 3.4C, 3.17D, 3.23B
19	Fiction Reading Passage	73-76	ELAR 3.23C, 3.4B, 3.8AB
20	Mixed Review of Six Units and Geometry	77-80	Math 3.6ABC, 3.7BC
21	Common and Proper Nouns	81-84	ELAR 3.4A, 3.17D, 3.22Aii
22	Nonfiction E-mail	85-88	ELAR 3.2ABC, 3.4B, 3.12, 3.13ABC
23	Mixed Review of Six Units and Geometry	89-92	Math 3.3A, 3.6ABE, 3.8AB
24	Possessive Nouns	93-96	ELAR 3.17D, 3.22A, 3.23B, 3.24C
25	Fictional Reading Passage	97-100	ELAR 3.2AB, 3.8AB
26	Mixed Review of Six Units and Geometry	101-104	Math 3.1DE, 3.3A, 3.6A, 3.7B
27	Contractions	105-108	ELAR 3.1D, 3.17D, 3.22Aii, 3.23B

Read the passage that follows. Then read each question and circle the correct answer.

Riding on the Right Side of the Road

Today was the first day Anika's mom was permitting her to ride her bike to Jasmine's house. Anika was very excited as she put on her bicycle helmet. She wanted to be safe so her mom would trust her in the future. Anika carefully looked both ways before entering the road, and then began to pedal toward Jasmine's house. Suddenly she saw flashing lights. There was a police car ahead of her. Anika stopped her bike as the police officer was getting out of the car. "Uh, oh. Am I in trouble?" Anika thought.

"Do you know which side of the road you're supposed to ride your bicycle?" the officer asked Anika as she approached her.

"Um, I, um, well, hmm," Anika stammered.

"Right now you are riding on the left side of the road, but according to Texas law, bicyclists are supposed to ride with traffic, on the right side of the road. Now switch sides and be careful," the officer said with a smile.

"Oh, thank you. I will!" Anika said. Then Anika looked both ways, crossed the street, and continued riding – this time on the right side of the road!

1. Which sentence shows that Anika probably didn't know the law that bicyclists should ride on the right side of the road?
 - a. There was a police car ahead of her.
 - b. Anika stopped her bike as the police officer was getting out of the car.
 - c. "Um, I, um, well, hmm," Anika stammered.
 - d. "Oh, thank you. I will!" Anika said.

2. Who is this story mostly about?
 - a. Jasmine
 - b. The police officer
 - c. Anika's mom
 - d. Anika

3. What does the word permitting mean?
 - a. Allowing
 - b. Stopping
 - c. Asking
 - d. Washing her bicycle

Read the passage that follows. Then read each question and circle the correct answer.

Riding on the Right Side of the Road

Today was the first day Anika's mom was permitting her to ride her bike to Jasmine's house. Anika was very excited as she put on her bicycle helmet. She wanted to be safe so her mom would trust her in the future. Anika carefully looked both ways before entering the road, and then began to pedal toward Jasmine's house. Suddenly she saw flashing lights. There was a police car ahead of her. Anika stopped her bike as the police officer was getting out of the car. "Uh, oh. Am I in trouble?" Anika thought.

"Do you know which side of the road you're supposed to ride your bicycle?" the officer asked Anika as she approached her.

"Um, I, um, well, hmm," Anika stammered.

"Right now you are riding on the left side of the road, but according to Texas law, bicyclists are supposed to ride with traffic, on the right side of the road. Now switch sides and be careful," the officer said with a smile.

"Oh, thank you. I will!" Anika said. Then Anika looked both ways, crossed the street, and continued riding – this time on the right side of the road!

1. How does Anika probably feel at the end of the story?
 - a. Shy
 - b. Excited to see Jasmine
 - c. Relieved that she didn't get in trouble
 - d. Angry that she had to stop riding on the left side of the road

2. What is this story mostly about?
 - a. A girl who is hanging out with her friend Jasmine
 - b. A girl who learns an important safety law while riding her bicycle
 - c. The importance of wearing a helmet
 - d. How to be respectful to police officers

3. What does the word bicyclist mean?
 - a. A very large bicycle
 - b. A type of bicycle without training wheels
 - c. Laws about bicycles
 - d. A person who rides a bicycle

Read the passage that follows. Then read each question and circle the correct answer.

Riding on the Right Side of the Road

Today was the first day Anika's mom was permitting her to ride her bike to Jasmine's house. Anika was very excited as she put on her bicycle helmet. She wanted to be safe so her mom would trust her in the future. Anika carefully looked both ways before entering the road, and then began to pedal toward Jasmine's house. Suddenly she saw flashing lights. There was a police car ahead of her. Anika stopped her bike as the police officer was getting out of the car. "Uh, oh. Am I in trouble?" Anika thought.

"Do you know which side of the road you're supposed to ride your bicycle?" the officer asked Anika as she approached her.

"Um, I, um, well, hmm," Anika stammered.

"Right now you are riding on the left side of the road, but according to Texas law, bicyclists are supposed to ride with traffic, on the right side of the road. Now switch sides and be careful," the officer said with a smile.

"Oh, thank you. I will!" Anika said. Then Anika looked both ways, crossed the street, and continued riding – this time on the right side of the road!

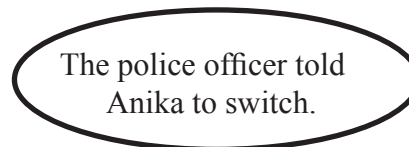
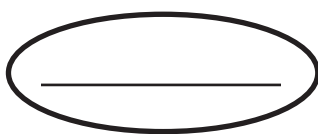
1. What happened after Anika stopped her bike?
 - a. Anika put on her helmet.
 - b. Anika looked left and right before riding onto the street.
 - c. The lights of a police car began flashing.
 - d. A police officer approached Anika.

2. What does the word stammered mean?
 - a. Spoke nervously
 - b. Shouted
 - c. Rode a bike
 - d. Hammered

3. Read the chart and use it to answer the question.

Cause

Effect



Which sentence belongs on the blank lines?

- a. Anika was disrespectful to the police officer.
- b. Anika was riding her bike on the wrong side of the road.
- c. Anika said, "Oh, thank you. I will!"
- d. Anika thought she was in trouble.

Read the passage that follows. Then read each question and circle the correct answer.

Riding on the Right Side of the Road

Today was the first day Anika's mom was permitting her to ride her bike to Jasmine's house. Anika was very excited as she put on her bicycle helmet. She wanted to be safe so her mom would trust her in the future. Anika carefully looked both ways before entering the road, and then began to pedal toward Jasmine's house. Suddenly she saw flashing lights. There was a police car ahead of her. Anika stopped her bike as the police officer was getting out of the car. "Uh, oh. Am I in trouble?" Anika thought.

"Do you know which side of the road you're supposed to ride your bicycle?" the officer asked Anika as she approached her.

"Um, I, um, well, hmm," Anika stammered.

"Right now you are riding on the left side of the road, but according to Texas law, bicyclists are supposed to ride with traffic, on the right side of the road. Now switch sides and be careful," the officer said with a smile.

"Oh, thank you. I will!" Anika said. Then Anika looked both ways, crossed the street, and continued riding – this time on the right side of the road!

1. Where was Anika going?
 - a. Home
 - b. To the police station
 - c. To Jasmine's house
 - d. To school

2. What does the word approached mean?
 - a. Scared
 - b. Yelled at
 - c. Walked toward
 - d. Snarled

3. Which of the following does the reader know for sure is false?
 - a. Jasmine is older than Anika.
 - b. Anika has two younger sisters.
 - c. Anika has blond hair.
 - d. The police officer is a man.

1. Which figure has more sides than a hexagon?

a.



b.



c.



d.




2. Which of the following signs are polygons?



1



2



3

a. 1, 2

b. 1, 3

c. 2, 3

d. None of the Above

1. Which polygon has fewer sides than a rectangle?

a.



b.



c.



d.



2. Sandra has the figures shown below in her sticker collection.



Which of the following describes these figures?

- a. *Polygons*
- b. Quadrilaterals
- c. Triangles
- d. Three-dimensional figures


1. Look at the litter barrel below.



Which geometric figure best represents the base of this barrel?

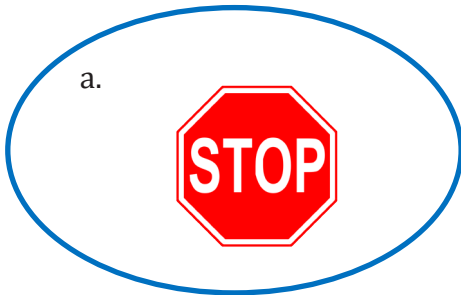
- a. Hexagon
- b. Trapezoid
- c. Cylinder
- d. Circle

2. What geometric figures best describe those found in the safety sign below?

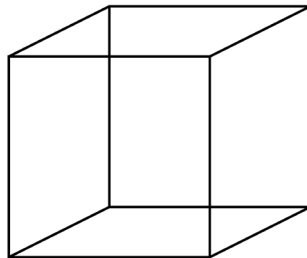


- a. Cube, Cone, Cylinder
- b. Square, Circle, Triangle
- c. Rectangle, Pentagon, Hexagon
- d. Octagon, Square, Cylinder

1. Which sign is an octagon?



2. Look at the figure below.



How many vertices, edges, and faces does this three-dimensional figure have?

- a. 7 vertices, 9 edges, 3 faces
- b. 3 vertices, 3 edges, 3 faces
- c. 8 vertices, 9 edges, 4 faces
- d. **8 vertices, 12 edges, 6 faces**

Name

Date

9

Complete these sentences with . ! or ?

1. When does the bus leave When does the bus leave?
2. I am going to walk to Sally's house I am going to walk to Sally's house.
3. I can't wait to get my license I can't wait to get my license!

Correct the sentences.

4. juana taked the bus to scool every morning
Juana takes the bus to school every morning.
5. did u know the mayor is the leader of our city
Did you know the mayor is the leader of our city?

Name

Date

10

Add commas to the following sentences.

1. Sam needs his helmet, gloves, and kneepads.
2. I want to be a fireman, policeman, doctor, or nurse when I grow up.

Complete this sentence with . ! or ?

3. I live in the state of Texas I live in the state of Texas.

Correct the sentences.

4. traffic lights r red green and yellow
Traffic lights are red, green, and yellow.
5. when can i ride my bike alone
When can I ride my bike alone?

Name

Date

11

Add quotation marks to the following sentences.

1. "Look both ways before you cross the road!" shouted Bobby.
2. She picked up her gavel and said, "The defendant is found guilty."

Add commas to the following sentence.

3. Do you want to ride a bike, scooter, or rollerblades to the grocery store?

Correct the sentences.

4. at first i was scare of the judge but she was niice and caring
At first I was scared of the judge, but she was nice and caring.
5. i need to buckle me seatbelt said maude
"I need to buckle my seatbelt," said Maude.

Name

Date

12

Add quotation marks to the following sentences.

1. "What should we bring on the field trip?" asked Lorena.
2. "I need to go get my helmet," said Yufan.

Complete this sentence with . ! or ?

3. Hurry up *Hurry up!*

Correct the sentences.

4. i thought i was beeng safe when me helped my little brother
I thought I was being safe when I helped my little brother.
5. do you want too go by bus plane or car to houston asked myra
"Do you want to go by bus, plane, or car to Houston?" asked Myra.

Read the passage that follows. Then read each question and circle the correct answer.

News Break!

New Law Requires More Kids to Use Booster Seats

June 2009

In Texas, a new law has passed that requires some children to use booster seats while riding in a vehicle. The new law was created to help safety belts fit children better. With properly fitting safety belts, children are safer while riding around. How do you know if you or one of your siblings needs to use a booster seat? Use the following guidelines to determine if you, a brother, or a sister needs to use a booster seat:

- Children who are younger than eight need to be in a “child passenger safety seat system.”
- Children who are younger than eight, but are **taller** than four feet, nine inches **do not** need to be in a “child passenger safety seat system.”
- Car seats and booster seats are both “child passenger safety seat systems.”

So do you need a booster? Are you younger than eight or not taller than 4' 9"? If so, you need to ride in a booster. Share these guidelines with your parents to help you and your siblings stay safe!

1. Which of the following children should use a booster seat?
 - a. Sergio: five feet tall; nine years old
 - b. Veronica: four feet, ten inches; eight years old
 - c. Salamanca: four feet, eight inches; ten years old
 - d. **Thad: four feet tall; seven years old**

2. The author probably wrote this article to _____.
 - a. **inform children about a new safety law in Texas**
 - b. entertain children with a story about booster seats
 - c. explain why fighting with siblings can be dangerous in the car
 - d. persuade children to buy a new safety belt

3. Which words help the reader determine the meaning of the word siblings?
 - a. Needs and Booster
 - b. **Brother & Sister**
 - c. Following and Guidelines
 - d. Younger and Taller

Read the passage that follows. Then read each question and circle the correct answer.

News Break!

New Law Requires More Kids to Use Booster Seats

June 2009

In Texas, a new law has passed that requires some children to use booster seats while riding in a vehicle. The new law was created to help safety belts fit children better. With properly fitting safety belts, children are safer while riding around. How do you know if you or one of your siblings needs to use a booster seat? Use the following guidelines to determine if you, a brother, or a sister needs to use a booster seat:

- Children who are younger than eight need to be in a “child passenger safety seat system.”
- Children who are younger than eight, but are **taller** than four feet, nine inches **do not** need to be in a “child passenger safety seat system.”
- Car seats and booster seats are both “child passenger safety seat systems.”

So do you need a booster? Are you younger than eight or not taller than 4' 9"? If so, you need to ride in a booster. Share these guidelines with your parents to help you and your siblings stay safe!

1. This article was most likely found in a _____.
 - a. book of world records
 - b. picture book for kids
 - c. children's news magazine
 - d. dictionary

2. What does the word properly mean?
 - a. Correctly
 - b. Loosely
 - c. Broken
 - d. Unbuckled

3. What is the purpose of the new law?
 - a. To help protect children in vehicles
 - b. To make riding around in a car fun
 - c. To make more things illegal
 - d. To increase the number of injuries

Read the passage that follows. Then read each question and circle the correct answer.

News Break!

New Law Requires More Kids to Use Booster Seats

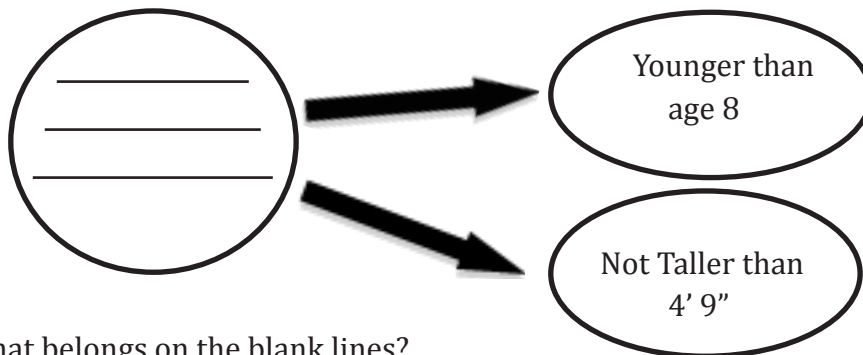
June 2009

In Texas, a new law has passed that requires some children to use booster seats while riding in a vehicle. The new law was created to help safety belts fit children better. With properly fitting safety belts, children are safer while riding around. How do you know if you or one of your siblings needs to use a booster seat? Use the following guidelines to determine if you, a brother, or a sister needs to use a booster seat:

- Children who are younger than eight need to be in a “child passenger safety seat system.”
- Children who are younger than eight, but are **taller** than four feet, nine inches **do not** need to be in a “child passenger safety seat system.”
- Car seats and booster seats are both “child passenger safety seat systems.”

So do you need a booster? Are you younger than eight or not taller than 4’ 9”? If so, you need to ride in a booster. Share these guidelines with your parents to help you and your siblings stay safe!

1. Read the web below and use it to answer the question.



What belongs on the blank lines?

- a. Siblings
 - b. Children who need a “child passenger safety seat system”
 - c. Children who do NOT need a booster seat
 - d. New laws
2. What does the word determine mean?
- a. Guideline
 - b. Law
 - c. Safety
 - d. Find out

Read the passage that follows. Then read each question and circle the correct answer.

News Break!

New Law Requires More Kids to Use Booster Seats

June 2009

In Texas, a new law has passed that requires some children to use booster seats while riding in a vehicle. The new law was created to help safety belts fit children better. With properly fitting safety belts, children are safer while riding around. How do you know if you or one of your siblings needs to use a booster seat? Use the following guidelines to determine if you, a brother, or a sister needs to use a booster seat:

- Children who are younger than eight need to be in a “child passenger safety seat system.”
- Children who are younger than eight, but are **taller** than four feet, nine inches **do not** need to be in a “child passenger safety seat system.”
- Car seats and booster seats are both “child passenger safety seat systems.”

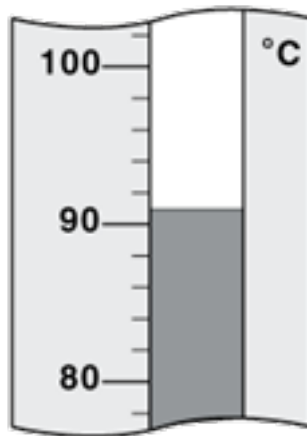
So do you need a booster? Are you younger than eight or not taller than 4' 9"? If so, you need to ride in a booster. Share these guidelines with your parents to help you and your siblings stay safe!

1. This article is mainly about _____.
 - a. the importance of safety belts in a car
 - b. brothers and sisters riding together in cars
 - c. the consequence if children break the new booster seat law
 - d. *a new law requiring some children to use booster seats*

2. What does the author encourage the reader to do?
 - a. Always use a booster seat, even if the reader is 10 years old
 - b. *Show the reader's parents the guidelines*
 - c. Buckle his/her siblings into their car seats
 - d. Demand that the reader's parents buy the reader a new booster seat immediately

3. Who would be most likely to need a booster seat?
 - a. *2nd graders*
 - b. 4th graders
 - c. 5th graders
 - d. Middle school students

1. Felicity and her father were going on a shopping trip on a hot summer day. Felicity noticed that the car's inside temperature was 82°F when they got out of the car to go shopping. When they returned, she noticed that the car's inner temperature was now 104°F . How much did the car's inside temperature rise while Felicity and her father were shopping?
- a. 186°F
 - b. 26°F
 - c. 22°F
 - d. 20°F
2. Ludivina learned that heat exhaustion can occur from staying in the car too long on a hot day. The thermometer below shows a temperature hot enough to cause heat exhaustion. What is the temperature?



- a. 9°F
- b. 91°F
- c. 92°F
- d. 90°F

1. What time is shown on the clock?



- a. 12:15
b. 3:12
c. 3:00
d. 3:15

2. Draw the time 12:45 on the clock face.



1. Jamal's dad leaves for work early so that he can drive the speed limit on his way to work. He always leaves 30 minutes before work starts. If work begins at 8:00 am, what time does Jamal's dad leave for work? Choose your answer and then draw the time on the clock.

- a. 8:30 am
 b. 7:30 am
 c. 7:00 am
 d. 7:40 am



2. Katrina woke up at 7:15 am. She took 5 minutes to brush her teeth, 10 minutes to get dressed, and 15 minutes to eat breakfast. What time did she finish getting ready? Choose your answer and then draw the time she finished getting ready on the clock below.

- a. 7:20 am
 b. 8:00 am
 c. 7:40 am
 d. 7:45 am

Draw the time here:



1. Draw the time 5:40 on the clock face.



2. Adam wants to plan a safe bike ride that avoids the train that runs through every day at the time shown on the clock. What time does the train come through town every day?



- a. 6:00 pm
b. 12:30 pm
c. 6:30 pm
d. 12:00 am

Name

Date

21

Choose the correct homophone to complete the sentences.

1. Juan didn't have a very good (night's/knight's) sleep.
2. Annie (missed/mist) the bus.

Add commas to the following sentence.

3. There are red, yellow, and green lights on a traffic stoplight.

Correct the sentences.

4. us not going anywhere until you buckle you're safety belt shouted mrs adrian

"We are not going anywhere until you buckle your safety belt!" shouted Mrs. Adrian.

5. mr ryan gave eliza the book to studied over the weekend

Mr. Ryan gave Eliza the book to study over the weekend.

Name

Date

22

Choose the correct homophone to complete the sentences.

1. Glen has a long (wait/weight) for the bus.
2. Tony was chased by a large (bare/bear).

Write one sentence using the homophone pair.

3. write, right Billy likes to write, especially when he knows the right answer!

Correct the sentences.

4. ellis langley and sydney rides the bus two school every monday

Ellis, Langley, and Sydney ride the bus to school every Monday.

5. us wait too cross street until driver wave

We wait to cross the street until the driver waves.

Name

Date

23

Write one sentence using the homophone pair.

1. red, read *Reggie read a red book while wearing his red robe.*
2. blue, blew *Edmond was chewing black raspberry gum, so he blew a blue bubble!*

Add quotation marks to the following sentence.

3. "I can't find my kneepads!" Sandra exclaimed at the rollerskating party.

Correct the sentences.

4. i sitted by myself away from the curb to weight for the bus
I sat by myself away from the curb to wait for the bus.
5. samantha helped jan cross the rode in her wheelchair at the crosswalk
Samantha helped Jan cross the road in her wheelchair at the crosswalk.

Name

Date

24

Write one sentence using the homophone pair.

1. sun, son *Donny's son likes to stare into the sun for hours at a time.*
2. rode, road *On Monday, Tina rode her unicycle on the main road!*

Choose the correct homophone to complete the sentence.

3. Lucy couldn't wait to (meet/meat) her friend.

Correct the sentences.

4. eye always looks both ways befour i cross the street
I always look both ways before I cross the street.
5. every year 3500 people our killed in car crashes in texas
Every year, 3,500 people are killed in car crashes in Texas.

Read the passage that follows. Then read each question and circle the correct answer.

Milar Elementary School Paper
September 2010

Miss Neville's Class Learns about Bus Safety

Did you know school buses are one of the safest ways to get to school? Even so, it is important to be smart when riding a bus. With lots of fun field trips coming up, Miss Neville's class decided to learn about bus safety. The class spent a week researching information about bus safety. Here are some of the safety tips they learned:

1. The most dangerous part about riding a bus to school is getting on and off the bus. It is really important to be extra careful when entering or exiting a bus.
2. Never run to your bus stop. Walk to the bus, even if you are going to be late.
3. Stand back from the street and curb, and stay back until the bus has come to a complete stop. Only start to get on the bus after the driver has opened the door.
4. If you have to cross the street to get on the bus, walk far in front of the bus so that you can see the driver's face, and the driver can see you. Always cross in front, not behind the bus.

Thanks to Miss Neville's class for sharing these helpful tips with our school. The next time you get on a bus, remember: Be Smart and Be Safe!

1. Read the chart below and use it to answer the question.

SAFETY TIPS
1. Be careful getting on and off the bus.
2. Always walk to the bus.
3.
4. Walk in front of the bus where the driver can see you.

Which of the following belongs in the blank box?

- a. Don't play around buses.
 - b. Buses are a safe way to get to school.
 - c. Be smart and be safe.
 - d. Stay back until the bus has completely stopped.
2. Why did Miss Neville's class decide to learn about bus safety?
 - a. They thought it would be interesting.
 - b. There were a lot of field trips coming up.
 - c. The principal asked them to.
 - d. Someone in their class got hurt on the bus.

Read the passage that follows. Then read each question and circle the correct answer.

Milar Elementary School Paper

September 2010

Miss Neville's Class Learns about Bus Safety

Did you know school buses are one of the safest ways to get to school? Even so, it is important to be smart when riding a bus. With lots of fun field trips coming up, Miss Neville's class decided to learn about bus safety. The class spent a week researching information about bus safety. Here are some of the safety tips they learned:

1. The most dangerous part about riding a bus to school is getting on and off the bus. It is really important to be extra careful when entering or exiting a bus.
2. Never run to your bus stop. Walk to the bus, even if you are going to be late.
3. Stand back from the street and curb, and stay back until the bus has come to a complete stop. Only start to get on the bus after the driver has opened the door.
4. If you have to cross the street to get on the bus, walk far in front of the bus so that you can see the driver's face, and the driver can see you. Always cross in front, not behind the bus.

Thanks to Miss Neville's class for sharing these helpful tips with our school. The next time you get on a bus, remember: Be Smart and Be Safe!

1. Which words help you know the meaning of the word exiting?
 - a. Extra careful
 - b. Riding a bus
 - c. Dangerous part
 - d. Getting on and off
2. What is the title of this article?
 - a. Milar Elementary School Paper
 - b. September 2010
 - c. Miss Neville's Class Learns about Bus Safety
 - d. Safety Tips
3. What is this article mostly about?
 - a. A field trip where a class learned about bus safety
 - b. A class that researched bus safety and the tips they learned
 - c. Never running to a bus stop
 - d. Being careful when getting off a bus

Read the passage that follows. Then read each question and circle the correct answer.

Milar Elementary School Paper

September 2010

Miss Neville's Class Learns about Bus Safety

Did you know school buses are one of the safest ways to get to school? Even so, it is important to be smart when riding a bus. With lots of fun field trips coming up, Miss Neville's class decided to learn about bus safety. The class spent a week researching information about bus safety. Here are some of the safety tips they learned:

1. The most dangerous part about riding a bus to school is getting on and off the bus. It is really important to be extra careful when entering or exiting a bus.
2. Never run to your bus stop. Walk to the bus, even if you are going to be late.
3. Stand back from the street and curb, and stay back until the bus has come to a complete stop. Only start to get on the bus after the driver has opened the door.
4. If you have to cross the street to get on the bus, walk far in front of the bus so that you can see the driver's face, and the driver can see you. Always cross in front, not behind the bus.

Thanks to Miss Neville's class for sharing these helpful tips with our school. The next time you get on a bus, remember: Be Smart and Be Safe!

1. The word researching means _____.
 - a. looking for information about a topic
 - b. reading the newspaper
 - c. studying for a test
 - d. riding the bus safely
2. What is the most dangerous part about taking a bus to school?
 - a. Getting on and off the bus
 - b. Waiting for the bus at the bus stop
 - c. Crossing the street in front of the bus
 - d. Riding inside the bus
3. Which other tip would fit in with the tips in this article?
 - a. Cross the street behind the bus.
 - b. Never ride a bus to school - go in a car instead.
 - c. If you drop something in the street, don't bend down to pick it up, because the bus driver might not be able to see you.
 - d. If you think you're going to miss the bus, run to the bus stop.

Read the passage that follows. Then read each question and circle the correct answer.

Milar Elementary School Paper

September 2010

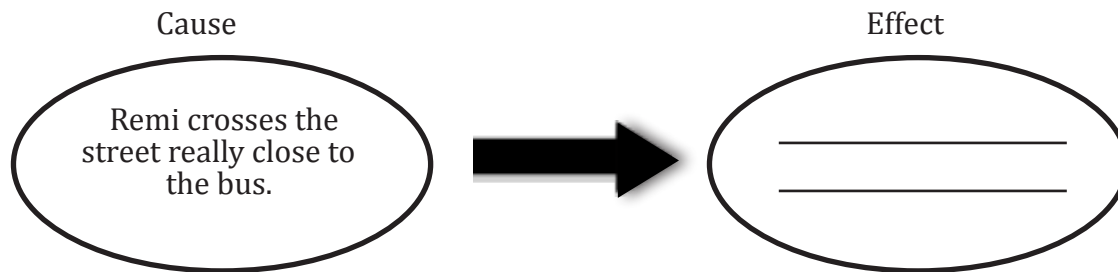
Miss Neville's Class Learns about Bus Safety

Did you know school buses are one of the safest ways to get to school? Even so, it is important to be smart when riding a bus. With lots of fun field trips coming up, Miss Neville's class decided to learn about bus safety. The class spent a week researching information about bus safety. Here are some of the safety tips they learned:

1. The most dangerous part about riding a bus to school is getting on and off the bus. It is really important to be extra careful when entering or exiting a bus.
2. Never run to your bus stop. Walk to the bus, even if you are going to be late.
3. Stand back from the street and curb, and stay back until the bus has come to a complete stop. Only start to get on the bus after the driver has opened the door.
4. If you have to cross the street to get on the bus, walk far in front of the bus so that you can see the driver's face, and the driver can see you. Always cross in front, not behind the bus.

Thanks to Miss Neville's class for sharing these helpful tips with our school. The next time you get on a bus, remember: Be Smart and Be Safe!

1. Read the chart and use it to answer the question.



Which sentence belongs on the blank lines?

- | | |
|--|---|
| <ol style="list-style-type: none"> a. Remi drops his backpack in the street. b. The bus driver opens the bus door. | <ol style="list-style-type: none"> c. It starts to rain. d. <u>The bus driver can't see Remi crossing the street.</u> |
|--|---|
2. The author probably wrote this article to _____.
- | | |
|---|--|
| <ol style="list-style-type: none"> a. get a good grade in writing class b. <u>teach other kids at Milar Elementary the safety tips Miss Neville's class learned</u> | <ol style="list-style-type: none"> c. stop kids from riding the bus to school d. scare students about the dangers of buses |
|---|--|

1. Which pair of safety signs is congruent?

a.



b.



c.



d.




2. Look at the no hitchhiking sign.



How many lines of symmetry does it have?

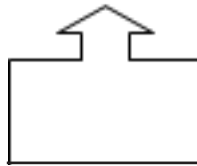
- a. 0
b. 1
c. 2
d. 4

1. Look at the signs below.


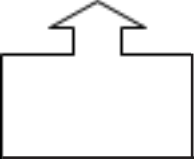
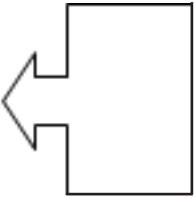
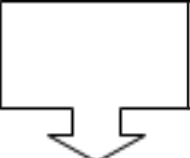


Which two shapes are congruent?

- a. 2 and 7
 - b. **1 and 5**
 - c. 3 and 4
 - d. 6 and 7
2. Look at the shape.



Which shape is NOT congruent to the shape above?

- a. 
- b. 
- c. 
- d. 

1. Look at the figure.



Which figure is congruent to rectangle ABCD?

a.



b.



c.



d.



2. Look at the figures below.



Which statement about these signs is true?

- They are not congruent.
- They have one line of symmetry.
- They are all the same shape, but not the same size.
- They are all congruent.*

1. Which sign shows a line of symmetry?



2. How many lines of symmetry does the yield sign have?



- a. 3
b. 2
c. 1
d. 0

Name

Date

33

What is the root or base word?

1. slowly slow
2. sunny sun

Complete this sentence with . ! or ?

3. Is there a Bill of Rights also in the Texas Constitution
Is there a Bill of Rights also in the Texas Constitution?

Correct the sentences.

4. skaters should look left right and the left again before entering a roadway
Skaters should look left, right, and then left again before entering a roadway.
5. we walking on the write side of the crosswalk when the guard blue her whistle
We walk on the right side of the crosswalk when the guard blows her whistle.

Name

Date

34

What is the prefix?

1. bicycle bi
2. rebuild re

Add quotation marks to the following sentence.

3. "I am going to check the air in my tires on Monday" said Jenny

Correct the sentences.

4. donot distract the bus driver by shouting arguing or teasing said the teacher
"Do not distract the bus driver by shouting, arguing, or teasing," said the teacher.
5. it is illegal to text in some cities if you be driving
It is illegal to text in some cities if you are driving.

Name

Date

35

What is the root or base word?

1. cloudy cloud
2. safety safe

Add commas to the following sentence.

3. Never try to walk, swim, or drive through swift moving water.

Correct the sentences.

4. do i have to stop at the stop sign asked me sister

"Do I have to stop at the stop sign?" asked my sister.

5. never leave your brother sister or pet in the car alone

Never leave your brother, sister, or pet in the car alone.

Do-Now ELAR 3.1A iv, 3.17D, 3.2C, 3.2C, 3.4C, 3.23BC

Name

Date

36

What is the prefix?

1. telephone tele
2. remove re

Choose the correct homophone to complete the sentence.

3. It makes more (sense/cents) to drive and not talk on your cell phone at the same time.

Correct the sentences.

4. always josh put his cd in the sterio before he start to drive

Josh always puts his CD in the stereo before he starts to drive.

5. is you gonna remember to put your safety belt on

Are you going to remember to put your safety belt on?

Do-Now ELAR 3.1A iv, 3.17D, 3.2C, 3.4C, 3.23BC

Read the passage that follows. Then read each question and circle the correct answer.

The cool wind blew across the playground as Delphine and Sanjuana waited for Mrs. Macias to pick them up from school.

"I can't wait to get pizza!" Delphine exclaimed as she pulled her coat a little tighter around her.

"Me neither! Oh good, my mom's finally here," Sanjuana said. Delphine and Sanjuana climbed into the back of Mrs. Macias' car, and Delphine quickly buckled her safety belt. She looked over at Sanjuana, who was asking Mrs. Macias to put on the Miley CD.

"Aren't you going to buckle your safety belt?" Delphine asked.

"Nah, it's itchy," Sanjuana replied. "Besides, my mom never crashes. She's a really safe driver." Just as the words were coming out of Sanjuana's mouth, everyone heard a loud THUD and the car jolted forward. Sanjuana flung forward and banged her head on the passenger seat. "Ouch!" she yelled, holding her head. "I guess I spoke too soon." The car behind them hadn't realized Mrs. Macias was stopping and had slammed into the back of them. Luckily, the car was only going 10 miles per hour, so no one was hurt.

"I guess you never know what might happen," Sanjuana said, clicking her safety belt into place.

- Which of the following is the best title for this story?
 - Ten Miles Per Hour
 - The Bad Car Crash
 - Pizza After School
 - Buckle Up: You Never Know What Might Happen**
- The reader can tell from the story that Mrs. Macias is _____.
 - angry
 - Sanjuana's mom**
 - Delphine's mom
 - a bad driver
- Read the table and use it to answer the question.

Order of Events
1.
2. Delphine buckled her safety belt.
3. There was a car crash.
4. Sanjuana said, "I guess I spoke too soon."

Which event from the story belongs in the blank box?

- Sanjuana buckled her safety belt.
- The car jolted forward.
- Delphine looked at Sanjuana.
- Delphine and Sanjuana got in the car.**

Read the passage that follows. Then read each question and circle the correct answer.

The cool wind blew across the playground as Delphine and Sanjuana waited for Mrs. Macias to pick them up from school.

"I can't wait to get pizza!" Delphine exclaimed as she pulled her coat a little tighter around her.

"Me neither! Oh good, my mom's finally here," Sanjuana said. Delphine and Sanjuana climbed into the back of Mrs. Macias' car, and Delphine quickly buckled her safety belt. She looked over at Sanjuana, who was asking Mrs. Macias to put on the Miley CD.

"Aren't you going to buckle your safety belt?" Delphine asked.

"Nah, it's itchy," Sanjuana replied. "Besides, my mom never crashes. She's a really safe driver." Just as the words were coming out of Sanjuana's mouth, everyone heard a loud THUD and the car jolted forward. Sanjuana flung forward and banged her head on the passenger seat. "Ouch!" she yelled, holding her head. "I guess I spoke too soon." The car behind them hadn't realized Mrs. Macias was stopping and had slammed into the back of them. Luckily, the car was only going 10 miles per hour, so no one was hurt.

"I guess you never know what might happen," Sanjuana said, clicking her safety belt into place.

1. The reader can tell that Delphine probably pulled her coat a little tighter because _____.
 - a. her coat was too big
 - b. her coat was falling off
 - c. the wind was making her cold
 - d. she was waiting to get pizza
2. How did Sanjuana probably feel when she was flung forward?
 - a. Frightened
 - b. Frustrated
 - c. Excited
 - d. Proud
3. Why did Sanjuana think she didn't need to wear a safety belt?
 - a. Sanjuana thought safety belts were dangerous.
 - b. She learned in school that you only had to wear one if you wanted to wear it.
 - c. She didn't think her mom would ever get in a car crash.
 - d. She thought she wasn't going to be in the car for very long.

Read the passage that follows. Then read each question and circle the correct answer.

The cool wind blew across the playground as Delphine and Sanjuana waited for Mrs. Macias to pick them up from school.

"I can't wait to get pizza!" Delphine exclaimed as she pulled her coat a little tighter around her.

"Me neither! Oh good, my mom's finally here," Sanjuana said. Delphine and Sanjuana climbed into the back of Mrs. Macias' car, and Delphine quickly buckled her safety belt. She looked over at Sanjuana, who was asking Mrs. Macias to put on the Miley CD.

"Aren't you going to buckle your safety belt?" Delphine asked.

"Nah, it's itchy," Sanjuana replied. "Besides, my mom never crashes. She's a really safe driver." Just as the words were coming out of Sanjuana's mouth, everyone heard a loud THUD and the car jolted forward. Sanjuana flung forward and banged her head on the passenger seat. "Ouch!" she yelled, holding her head. "I guess I spoke too soon." The car behind them hadn't realized Mrs. Macias was stopping and had slammed into the back of them. Luckily, the car was only going 10 miles per hour, so no one was hurt.

"I guess you never know what might happen," Sanjuana said, clicking her safety belt into place.

1. Which sentence from the story shows it is important to always wear a safety belt?
 - a. "Aren't you going to buckle your safety belt?" Delphine asked.
 - b. "Besides, my mom never crashes. She's a really safe driver."
 - c. Luckily, the car was only going 10 miles per hour, so no one was hurt.
 - d. "I guess you never know what might happen," Sanjuana said, clicking her safety belt into place.

2. What happened after Sanjuana banged her head?
 - a. Sanjuana and Delphine climbed in the car.
 - b. Sanjuana asked her mom to put on the Miley CD.
 - c. A car hit the Macias' car from behind.
 - d. Sanjuana buckled her safety belt.

3. The word jolted means _____.
 - a. moved quickly
 - b. rolled slowly
 - c. stopped
 - d. disappeared

Read the passage that follows. Then read each question and circle the correct answer.

The cool wind blew across the playground as Delphine and Sanjuana waited for Mrs. Macias to pick them up from school.

"I can't wait to get pizza!" Delphine exclaimed as she pulled her coat a little tighter around her.

"Me neither! Oh good, my mom's finally here," Sanjuana said. Delphine and Sanjuana climbed into the back of Mrs. Macias' car, and Delphine quickly buckled her safety belt. She looked over at Sanjuana, who was asking Mrs. Macias to put on the Miley CD.

"Aren't you going to buckle your safety belt?" Delphine asked.

"Nah, it's itchy," Sanjuana replied. "Besides, my mom never crashes. She's a really safe driver." Just as the words were coming out of Sanjuana's mouth, everyone heard a loud THUD and the car jolted forward. Sanjuana flung forward and banged her head on the passenger seat. "Ouch!" she yelled, holding her head. "I guess I spoke too soon." The car behind them hadn't realized Mrs. Macias was stopping and had slammed into the back of them. Luckily, the car was only going 10 miles per hour, so no one was hurt.

"I guess you never know what might happen," Sanjuana said, clicking her safety belt into place.

1. Which is the best summary of this selection?
 - a. Delphine and Sanjuana were on their way to get pizza when suddenly their car was hit from behind. Since Sanjuana didn't have her safety belt buckled, she banged her head. After that, Sanjuana learned her lesson and buckled up!
 - b. Delphine and Sanjuana were waiting for Mrs. Macias to pick them up and take them to get pizza. She finally arrived and the girls sat in the back of the car. When Sanjuana was asking for the Miley CD, their car was hit.
 - c. Mrs. Macias was a safe driver, but she still had a car crash. A car hit her from behind when she was stopping. Sanjuana was surprised this happened.
 - d. Sanjuana banged her head. Then she yelled, "ouch." After that she buckled her safety belt.

2. How did Sanjuana change at the end of the story?
 - a. She didn't want pizza anymore.
 - b. She realized it is important to always buckle your safety belt.
 - c. She was kinder to Jasmine.
 - d. She obeyed her mom better.


1. Look at the sign. What is the perimeter of the sign?

8 cm

5 cm




- a. 13 cm
b. 21 cm
c. **26 cm**
d. 40 cm
2. This is a map of the grounds of the fire department. The fire department property is shaded. What is the perimeter of the property?



- a. 18 units
b. **22 units**
c. 21 units
d. 20 units

1. During the day, the bus stop sign near the playground casts a shadow. What is the area of the shadow?



- a. 42 square inches
b. 30 square inches
c. **46 square inches**
d. 54 square inches
2. Look at the regulatory sign. What is the perimeter of the sign?

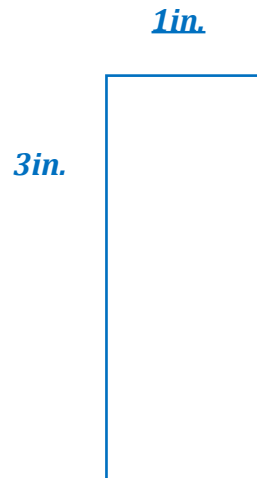
1ft



2ft

- a. **6 ft**
b. 3 ft
c. 2 ft
d. 4 ft

1. In the space below, use your ruler to draw a polygon that has a perimeter of 8 inches. Label each side of your polygon with the length in inches.



2. What is the perimeter of the stop sign if each side is 5 inches?



- a. 30 in
- b. 5 in
- c. 40 in
- d. 25 in

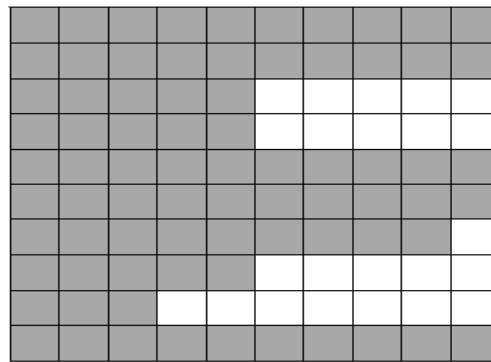
1. Cindy and Patrick are going to design a poster to share important bicycle safety information with the rest of their class. They need enough space to write about being safe when you ride your bicycle, the safety gear (such as helmets) that you must wear when riding a bicycle, and the importance of traffic signs to bicyclists. What is the perimeter of their poster?


9 ft

7ft



- a. 23 ft
 b. 63 ft
 c. 16 ft
 d. **32 ft**
2. Below is a diagram of the playground at Rivas Elementary School.



 = 1 square yard

What is the area of the playground?

- a. **77 square yards** c. 75 square yards
 b. 23 square yards d. 25 square yards

Name

Date

45

Add a prefix to the root or base word.

1. do undo
2. mobile snowmobile

Choose the correct homophone to complete the sentence.

3. I am going to wear my safety belt on the (plain/plane) too.

Correct the sentences.

4. he is cleaning the front back and side windows to sea out

He is cleaning the front, back, and side windows to see out.

5. always go in store with family or friends no stay in car

Always go in the store with family or friends and do not stay in the car.

Name

Date

46

Separate the word into prefix and root or base word.

1. tricycle tri + cycle
2. reaction re + action

What is the prefix?

3. recall re

Correct the sentences.

4. i always tell my dad to put on his safety belt when us gets in the car

I always tell my dad to put on his safety belt when we get in the car.

5. my sister cantn ride in a car with no booster seat because she young

My sister can't ride in a car without a booster seat because she is young.

Name

Date

47

Add a prefix to the root or base word.

1. tangle untangle
2. graph paragraph

What is the root or base word?

3. email mail

Correct the sentences.

4. walk on the sidewalk win you go home from school said the officer

“Walk on the sidewalk when you go home from school,” said the officer.

5. olivia do good on her traffic safety poster friday

Olivia did well on her traffic safety poster on Friday.

Name

Date

48

Separate the word into prefix and root or base word.

1. remove re + move
2. undone un + done

Add a prefix to the root or base word.

3. happy unhappy

Correct the sentences.

4. are class study traffic safety to stay safe

Our class studies traffic safety to stay safe.

5. darlington helps me understand the differences between state and federal govern ments

Darlington helped me understand the differences between state and federal governments.

Read the passage that follows. Then read each question and circle the correct answer.

The Safety Museum

“Good morning students!” Ms. Marrone’s booming voice filled the sleepy classrooms at Wicker Elementary School. “I have an important announcement to make. Today is *Safety in Our Schools Day* and we are going to create a school-wide safety museum. Each of you must write a safety tip and illustrate a picture to go along with your tip. Then we’ll hang the drawings in the hallways. Each class will get a chance to walk through the museum. Do your best work, because the winner gets a prize. Good luck!”

As soon as the announcement was over, Mr. Friar passed out large sheets of paper and crayons. Mr. Friar’s class had been studying about safety all week, so the students had a lot of great ideas. After 20 minutes, Mr. Friar walked around admiring the class’ work. Sylvia had drawn a picture of two girls playing catch. Beneath it she wrote: *Never chase a ball into the street!* Kyle had not drawn anything yet, because he was still decorating his fancy letters, which said, *Look left, right, and then left again before crossing the street.* Hermes had drawn two kids playing on train tracks and then made a giant “X” across the picture. His caption said: *It’s not safe to play on train tracks!*

“Ten more minutes to draw,” Mr. Friar said. “Keep up the good work!”

1. Which of the following sentences would NOT belong in the safety museum?
 - a. Wear a helmet when riding a bicycle.
 - b. Always buckle your safety belt.
 - c. Ride on the handlebars of a friend’s bicycle.
 - d. Don’t play in the street.

2. Look at the chart and use it to answer the question.

Student’s Name	Type of Safety Tip
1. Sylvia	Street safety
2. Kyle	
3. Hermes	Train safety

What belongs in the empty box?

- a. Roller skate safety
 - b. School safety
 - c. Street safety
 - d. Motorcycle safety
-
3. Which word means the opposite of the word booming?
 - a. Quiet
 - b. Loud
 - c. Angry
 - d. Excited

Read the passage that follows. Then read each question and circle the correct answer.

The Safety Museum

“Good morning students!” Ms. Marrone’s booming voice filled the sleepy classrooms at Wicker Elementary School. “I have an important announcement to make. Today is *Safety in Our Schools Day* and we are going to create a school-wide safety museum. Each of you must write a safety tip and illustrate a picture to go along with your tip. Then we’ll hang the drawings in the hallways. Each class will get a chance to walk through the museum. Do your best work, because the winner gets a prize. Good luck!”

As soon as the announcement was over, Mr. Friar passed out large sheets of paper and crayons. Mr. Friar’s class had been studying about safety all week, so the students had a lot of great ideas. After 20 minutes, Mr. Friar walked around admiring the class’ work. Sylvia had drawn a picture of two girls playing catch. Beneath it she wrote: *Never chase a ball into the street!* Kyle had not drawn anything yet, because he was still decorating his fancy letters, which said, *Look left, right, and then left again before crossing the street.* Hermes had drawn two kids playing on train tracks and then made a giant ‘X’ across the picture. His caption said: *It’s not safe to play on train tracks!*

“Ten more minutes to draw,” Mr. Friar said. “Keep up the good work!”

1. Why did Hermes probably draw an “X” across his picture?
 - a. He messed up.
 - b. He thought his drawing looked ugly.
 - c. He was trying to show that kids should not do what the kids in the picture were doing.
 - d. He was mad at Mr. Friar for only giving them 10 more minutes to work.

2. The word admiring means _____.
 - a. picking up
 - b. looking at, pleased
 - c. throwing away
 - d. yelling at

3. Why did Mr. Friar’s students have a lot of great ideas?
 - a. They had been studying about safety all week.
 - b. They were the most creative class in the school.
 - c. They were the smartest students in the school.
 - d. Mr. Friar gave them ideas.

Read the passage that follows. Then read each question and circle the correct answer.

The Safety Museum

“Good morning students!” Ms. Marrone’s booming voice filled the sleepy classrooms at Wicker Elementary School. “I have an important announcement to make. Today is *Safety in Our Schools Day* and we are going to create a school-wide safety museum. Each of you must write a safety tip and illustrate a picture to go along with your tip. Then we’ll hang the drawings in the hallways. Each class will get a chance to walk through the museum. Do your best work, because the winner gets a prize. Good luck!”

As soon as the announcement was over, Mr. Friar passed out large sheets of paper and crayons. Mr. Friar’s class had been studying about safety all week, so the students had a lot of great ideas. After 20 minutes, Mr. Friar walked around admiring the class’ work. Sylvia had drawn a picture of two girls playing catch. Beneath it she wrote: *Never chase a ball into the street!* Kyle had not drawn anything yet, because he was still decorating his fancy letters, which said, *Look left, right, and then left again before crossing the street.* Hermes had drawn two kids playing on train tracks and then made a giant ‘X’ across the picture. His caption said: *It’s not safe to play on train tracks!*

“Ten more minutes to draw,” Mr. Friar said. “Keep up the good work!”

- Which of the following describes what Kyle will probably illustrate?
 - A girl using a booster in the car
 - A boy looking both ways before he crosses the street***
 - A boy crossing in front of a bus
 - A girl carefully walking to her bus stop
- What happened before Mr. Friar passed out large sheets of paper and crayons?
 - Ms. Marrone made an announcement.***
 - Mr. Friar walked around and admired the students’ work.
 - Sylvia drew a picture of two girls playing catch.
 - Mr. Friar said, “10 more minutes to draw.”
- How long did Mr. Friar give his class to work on their safety museum posters?
 - About 20 minutes
 - About one hour
 - About 10 minutes
 - About 30 minutes***

Read the passage that follows. Then read each question and circle the correct answer.

The Safety Museum

“Good morning students!” Ms. Marrone’s booming voice filled the sleepy classrooms at Wicker Elementary School. “I have an important announcement to make. Today is *Safety in Our Schools Day* and we are going to create a school-wide safety museum. Each of you must write a safety tip and illustrate a picture to go along with your tip. Then we’ll hang the drawings in the hallways. Each class will get a chance to walk through the museum. Do your best work, because the winner gets a prize. Good luck!”

As soon as the announcement was over, Mr. Friar passed out large sheets of paper and crayons. Mr. Friar’s class had been studying about safety all week, so the students had a lot of great ideas. After 20 minutes, Mr. Friar walked around admiring the class’ work. Sylvia had drawn a picture of two girls playing catch. Beneath it she wrote: *Never chase a ball into the street!* Kyle had not drawn anything yet, because he was still decorating his fancy letters, which said, *Look left, right, and then left again before crossing the street.* Hermes had drawn two kids playing on train tracks and then made a giant ‘X’ across the picture. His caption said: *It’s not safe to play on train tracks!*

“Ten more minutes to draw,” Mr. Friar said. “Keep up the good work!”

1. Why hadn’t Kyle drawn anything after 20 minutes?
 - a. He didn’t know what to draw.
 - b. He was being rebellious.
 - c. He was upset.
 - d. *He had taken a long time writing his sentence.*
2. How did Wicker Elementary School celebrate *Safety in Our Schools Day*?
 - a. The kids got the chance to practice getting on and off the bus safely.
 - b. The whole school took a field lesson to a museum about safety.
 - c. *The kids created their own safety museum with drawings.*
 - d. The students had a watermelon-eating contest.
3. From the story the reader can tell that Mr. Friar is probably _____.
 - a. a mean teacher
 - b. an encouraging teacher
 - c. *the principal*
 - d. mad that the safety museum is taking away class time

1. What fraction of the signs are triangles?



a. $\frac{2}{3}$

b. $\frac{3}{2}$

c. $\frac{2}{5}$

d. $\frac{3}{5}$

2. Which set of signs represents $\frac{3}{5}$ rhombus warning signs?



1. On her bus ride to school, Shauna was counting traffic signs. She counted more than $\frac{4}{6}$ stop signs. Which model shows more than $\frac{4}{6}$?



2. Look at the signs below.



What fraction of these signs are NOT squares?

a. $\frac{3}{2}$

b. $\frac{3}{5}$

c. $\frac{2}{5}$

d. $\frac{2}{3}$

1. Roberto was sorting his safety cards into safe and unsafe categories.

Safe	Unsafe
7	5

What fraction of the cards are safe?




a. $\frac{7}{12}$

b. $\frac{7}{5}$

c. $\frac{5}{12}$

d. $\frac{5}{7}$

2. Find the rectangle that is $\frac{3}{8}$ shaded. Mark your answer.



1. Find the sequence where one fourth of the shapes are triangles.

a.



b.



c.



d.



2. Look at the picture below.



What fraction of the signs have arrows?

- a. Two fifths
 b. Two thirds
 c. Three fifths
 d. Three halves

Name

Date

57

What two words make up the compound word?

1. crosswalk *cross + walk*
2. kneepad *knee + pad*

Separate the word into prefix and root or base word.

3. television *tele + vision*

Correct the sentences.

4. i is ready to take my motorcycle safety test on tuesday

I am ready to take my motorcycle safety test on Tuesday.

5. kevin rodrigo and arturo walks to school on the sidewalk

Kevin, Rodrigo, and Arturo walk to school on the sidewalk.

Name

Date

58

Create a compound word including the following word.

1. ball *curveball*
2. night *fortnight*

What two words make up the compound word?

3. mudslide *mud + slide*

Correct the sentences.

4. put that cell phone away write now mrs stapleton snapped

"Put that cell phone away right now!" Mrs. Stapleton snapped.

5. juan nose not to cross a street alone until he are older

Juan knows not to cross a street alone until he is older.

Name

Date

59

What two words make up the compound word?

1. sidewalk *side* + *walk*
2. wheelchair *wheel* + *chair*

Complete this sentence with . ! or ?

3. I am going to wait for the crosswalk sign to change colors
I am going to wait for the crosswalk sign to change colors.

Correct the sentences.

4. there a car by the playground but us donot play in it
There is a car by the playground, but we do not play in it.
5. i seat in the backseat until i am twelve and old enough for the front seat
I will sit in the backseat until I am 12 and old enough for the front seat.

Name

Date

60

Create a compound word including the following word.

1. news *newsworthy*
2. work *workplace*

Add commas to the following sentence.

3. I received kneepads, elbow pads, wrist guards, gloves, and a helmet for my birthday.

Correct the sentences.

4. look left look right look left again and then cross the street
Look left, look right, look left again, and then cross the street.
5. tommy wants to play on the field instead often in the parking lott
Tommy wants to play on the field instead of in the parking lot.

Read the passage that follows. Then read each question and circle the correct answer.

<http://www.123safetykids.com>

123safetykids.com

Home	School	Bus	Street	Bicycle	Vehicle	Skates
------	--------	-----	--------	---------	---------	--------

Vehicle Safety

Facts and Tips to Help Kids Stay Safe in Cars and Trucks:

- Kids are safest riding in the back seat.
- Do not play in the trunk of a vehicle - you could get locked inside!
- Never ride in the bed of a truck. It is dangerous and against the law.
- Always buckle your safety belt! Wearing a safety belt makes kids 45% less likely to die in a car crash!
- Parked vehicles quickly get very hot inside. It only takes one hour for the inside of a car to heat up to 123 degrees Fahrenheit when it is 80 degrees outside the car. Do not play inside vehicles.
- Playing or arguing while riding in a vehicle can distract the driver and cause a crash. Sit calmly while riding around.
- Parking lots and driveways are not safe places for kids to play. Many times drivers can't see children when they are backing up.

1. Which of the following is NOT a section of 123safetykids.com?

- Bus Safety
- Bicycle Safety
- Four Wheeler Safety**
- Skate Safety

2. Which definition of the word bed matches the meaning in this sentence: "never ride on the bed of a truck"?

Bed:
1. A piece of furniture on which a person sleeps
2. An area where plants are grown
3. The bottom of a lake, river, or sea
4. The back, open part of a vehicle

- Definition 1
- Definition 2
- Definition 3
- Definition 4**

3. What reason does the author give for kids to always wear a safety belt?

- You could get a fine if you don't buckle up.
- Police officers check to make sure kids are wearing their safety belts.
- It is the law that kids must buckle up.
- Kids are more likely to survive a car crash if they're buckled up.**

Read the passage that follows. Then read each question and circle the correct answer.

<http://www.123safetykids.com>

123safetykids.com

Home	School	Bus	Street	Bicycle	Vehicle	Skates
------	--------	-----	--------	---------	---------	--------

Vehicle Safety

Facts and Tips to Help Kids Stay Safe in Cars and Trucks:

- Kids are safest riding in the back seat.
- Do not play in the trunk of a vehicle - you could get locked inside!
- Never ride in the bed of a truck. It is dangerous and against the law.
- Always buckle your safety belt! Wearing a safety belt makes kids 45% less likely to die in a car crash!
- Parked vehicles quickly get very hot inside. It only takes one hour for the inside of a car to heat up to 123 degrees Fahrenheit when it is 80 degrees outside the car. Do not play inside vehicles.
- Playing or arguing while riding in a vehicle can distract the driver and cause a crash. Sit calmly while riding around.
- Parking lots and driveways are not safe places for kids to play. Many times drivers can't see children when they are backing up.

Read the passage that follows. Then read each question and circle the correct answer.

<http://www.123safetykids.com>

123safetykids.com

Home	School	Bus	Street	Bicycle	Vehicle	Skates
------	--------	-----	--------	---------	---------	--------

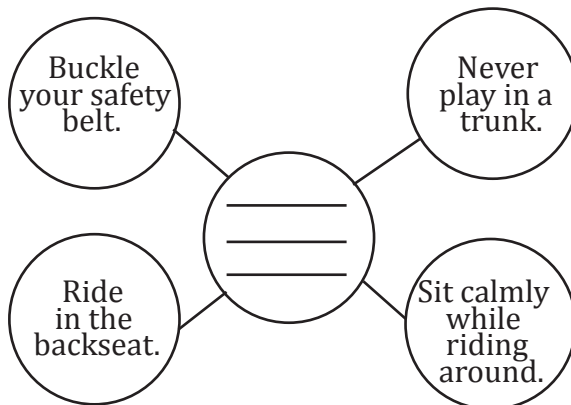
Vehicle Safety

Facts and Tips to Help Kids Stay Safe in Cars and Trucks:

- Kids are safest riding in the back seat.
- Do not play in the trunk of a vehicle - you could get locked inside!
- Never ride in the bed of a truck. It is dangerous and against the law.
- Always buckle your safety belt! Wearing a safety belt makes kids 45% less likely to die in a car crash!
- Parked vehicles quickly get very hot inside. It only takes one hour for the inside of a car to heat up to 123 degrees Fahrenheit when it is 80 degrees outside the car. Do not play inside vehicles.
- Playing or arguing while riding in a vehicle can distract the driver and cause a crash. Sit calmly while riding around.
- Parking lots and driveways are not safe places for kids to play. Many times drivers can't see children when they are backing up.

- Where are kids safest when riding in a vehicle?
 - In the middle seat
 - In the back seat***
 - In the front passenger seat
 - By the window

- Read the chart and use it to answer the question.



Which of the following should go on the blank lines?

- Bicycle Safety Tips
- How to Play Safely
- Facts about School Safety
- Vehicle Safety Tips***

Read the passage that follows. Then read each question and circle the correct answer.

<http://www.123safetykids.com>

123safetykids.com


Home	School	Bus	Street	Bicycle	Vehicle	Skates
------	--------	-----	--------	---------	---------	--------

Vehicle Safety

Facts and Tips to Help Kids Stay Safe in Cars and Trucks:

- Kids are safest riding in the back seat.
- Do not play in the trunk of a vehicle - you could get locked inside!
- Never ride in the bed of a truck. It is dangerous and against the law.
- Always buckle your safety belt! Wearing a safety belt makes kids 45% less likely to die in a car crash!
- Parked vehicles quickly get very hot inside. It only takes one hour for the inside of a car to heat up to 123 degrees Fahrenheit when it is 80 degrees outside the car. Do not play inside vehicles.
- Playing or arguing while riding in a vehicle can distract the driver and cause a crash. Sit calmly while riding around.
- Parking lots and driveways are not safe places for kids to play. Many times drivers can't see children when they are backing up.

1. Look at the array.



What equation does this array best represent?

- a. $5 + 3 = 8$
- b. $3 \times 5 = 15$
- c. $3 \times 4 = 12$
- d. $5 - 3 = 2$

2. At a busy intersection, there were four rows of cars with six cars in each row. Which equation best represents the number of cars that were stopped at the intersection?

- a. $4 \times 5 = 20$
- b. $6 - 4 = 2$
- c. $6 + 4 = 10$
- d. $6 \times 4 = 24$

1. These signs follow a pattern.



Which figure goes in the empty space?



2. The length of the signs increases from left to right. If the pattern continues, what will be the length of the next sign?



1 ft



2 ft



4 ft



8ft

- a. 12 ft
 b. 10 ft
 c. **16 ft**
 d. 24 ft


1. Look at the array below.



What number sentence is NOT in the same fact family as the other facts from this array?

- a. $7 \times 5 = 35$
b. $35 \div 7 = 5$
c. $5 \times 7 = 35$
d. $5 + 7 = 12$
2. Each student in the in-line skating club needs three pieces of equipment before beginning their first skating trip: two elbow pads and one helmet. How many elbow pads will the group need if all 14 members want to go skating?
- a. 20
b. **28**
c. 16
d. 42

1. Filipe grouped his stickers in his sticker book in the pattern below.



Which operation best shows how Filipe grouped his stickers?

- a. $3 + 6$
- b. $6 - 3$
- c. $6 \div 3$
- d. 3×6

2. Ms. Phillips has sheets of stickers that look like the one below.



If Ms. Phillips counted the stickers by groups of 8, which list shows the numbers she could have counted?

- a. 8, 12, 16, 20, 24
- b. 2, 4, 6, 8, 10
- c. 8, 16, 24, 32, 40
- d. 4, 12, 20, 28, 36

Name

Date

69

Is it a singular or plural noun?

1. student *singular*
2. classes *plural*

Create a compound word including the following word.

3. room *boardroom*

Correct the sentences.

4. i adjust the air conditioning music and mirrors before i start two drive

I adjust the air conditioning, music, and mirrors before I start to drive.

5. bella why are rules important asked edward

"Bella, why are rules important?" asked Edward.

Name

Date

70

What is the plural form of the noun?

1. judge *judges*
2. leaf *leaves*

Choose the correct homophone to complete the sentence.

3. I was (*fin*ed/find) \$100 for not wearing my safety belt.

Correct the sentences.

4. do you know how many car are in collision every year

Do you know how many cars are in collisions every year?

5. did you know everyone in the front seat must where a safety belt

Did you know that anyone in the front seat must wear a safety belt?

Name

Date

71

Is it a singular or plural noun?

1. histories *plural*
2. way *singular*

Add quotation marks to the following sentence.

3. "The Texas Constitution has 450 amendments," said Mrs. Haggerty.

Correct the sentences.

4. why are their so many different license plate from our state

Why are there so many different license plates from our state?

5. there are two woman on the united states supreme court

There are two women on the United States Supreme Court.

Name

Date

72

What is the plural form of the noun?

1. police *police*
2. thief *thieves*

Write one sentence using the homophone pair.

3. thrown, throne *Boris was literally thrown from his throne by Maurice!*

Correct the sentences.

4. more peoples go to city council meetings than to county commissioners court said Hannah

"More people go to the city council meetings than to county commissioner's court," said Hannah.

5. are you ready to plead guilty or not guilty asked the judge

"Are you ready to plead guilty or not guilty?" asked the judge.

Read the passage that follows. Then read each question and circle the correct answer.

A Safe Decision

Darren's dad loved to give gifts and always bought Darren new toys, puzzles, and games. One Christmas, he gave Darren a shiny new scooter. Darren had never ridden a scooter before, but was so excited to try it out that he immediately began to ride it on the main road. There was a lot of traffic on the road, and Darren soon realized he didn't really know how to use the scooter properly. He thought he might get injured, so he quickly went home and practiced in his driveway with his dad watching. Darren's dad was so proud of him for making a safe decision he took him out for ice cream that night at Dippy's. As Darren ate his banana split sundae he thought, *being responsible is the way to go!*

1. What does the word proud mean?
 - a. ***Pleased and satisfied***
 - b. Upset
 - c. Mad
 - d. Annoyed

2. The author probably wrote this story to _____.
 - a. solve a mystery
 - b. ***tell a story about a boy making a safe decision***
 - c. teach children how scooters are made
 - d. show kids a way to get their parents to buy them ice cream

3. Why did Darren's dad take him out for ice cream?
 - a. ***He was happy with Darren for making a good choice.***
 - b. Darren got good grades on his report card.
 - c. Darren's dad wanted to surprise Darren.
 - d. He knew Darren loved ice cream.

Read the passage that follows. Then read each question and circle the correct answer.

A Safe Decision

Darren's dad loved to give gifts and always bought Darren new toys, puzzles, and games. One Christmas, he gave Darren a shiny new scooter. Darren had never ridden a scooter before, but was so excited to try it out that he immediately began to ride it on the main road. There was a lot of traffic on the road, and Darren soon realized he didn't really know how to use the scooter properly. He thought he might get injured, so he quickly went home and practiced in his driveway with his dad watching. Darren's dad was so proud of him for making a safe decision he took him out for ice cream that night at Dippy's. As Darren ate his banana split sundae he thought, *being responsible is the way to go!*

1. The reader can tell that Darren will probably _____.
 - a. learn how to use the scooter properly before taking it out on the main road again
 - b. ride his scooter without a helmet
 - c. tell his dad he doesn't want ice cream
 - d. ride the scooter in a place with lots of cars around

2. How does Darren change by the end of the story?
 - a. He likes ice cream now.
 - b. He doesn't think scooters are fun anymore.
 - c. He thinks about how to be safe and have fun at the same time.
 - d. He is upset with his father for getting him a scooter.

3. When does this story take place?
 - a. Spring
 - b. Summer
 - c. Fall
 - d. Winter

Read the passage that follows. Then read each question and circle the correct answer.

A Safe Decision

Darren's dad loved to give gifts and always bought Darren new toys, puzzles, and games. One Christmas, he gave Darren a shiny new scooter. Darren had never ridden a scooter before, but was so excited to try it out that he immediately began to ride it on the main road. There was a lot of traffic on the road, and Darren soon realized he didn't really know how to use the scooter properly. He thought he might get injured, so he quickly went home and practiced in his driveway with his dad watching. Darren's dad was so proud of him for making a safe decision he took him out for ice cream that night at Dippy's. As Darren ate his banana split sundae he thought, *being responsible is the way to go!*

1. Which sentence from the story shows that Darren is responsible?
 - a. Darren's dad loved to give gifts, and always bought Darren new toys, puzzles, and games.
 - b. One Christmas, he gave Darren a shiny new scooter.
 - c. Darren had never ridden a scooter before, but was so excited to try it out that he immediately began to ride it on the main road.
 - d. He thought he might get injured, so he quickly went home and practiced in his driveway with his dad watching.

2. Why was it unsafe for Darren to ride on the main road?
 - a. There was lot of traffic on a main road, so Darren could have been hit by a car.
 - b. The main road did not have a stop sign.
 - c. Darren was lost.
 - d. Darren was riding on the wrong side of the road.

3. Where did Darren safely practice riding his scooter?
 - a. In his backyard
 - b. On the main road
 - c. In his driveway with his dad supervising
 - d. In the parking lot at H-E-B

Read the passage that follows. Then read each question and circle the correct answer.

A Safe Decision

Darren's dad loved to give gifts and always bought Darren new toys, puzzles, and games. One Christmas, he gave Darren a shiny new scooter. Darren had never ridden a scooter before, but was so excited to try it out that he immediately began to ride it on the main road. There was a lot of traffic on the road, and Darren soon realized he didn't really know how to use the scooter properly. He thought he might get injured, so he quickly went home and practiced in his driveway with his dad watching. Darren's dad was so proud of him for making a safe decision he took him out for ice cream that night at Dippy's. As Darren ate his banana split sundae he thought, *being responsible is the way to go!*

1. What does the word immediately mean?
 - a. Try something new
 - b. Have a lot of fun
 - c. Safely
 - d. Right away

2. What did Darren do right after riding the scooter on the main road?
 - a. He opened the box containing the scooter.
 - b. He began to ride it on the main road.
 - c. He went home to practice in his driveway.
 - d. He ate ice cream.

3. How did Darren probably feel when he realized he didn't know how to use the scooter?
 - a. Nervous
 - b. Excited
 - c. Jealous
 - d. Envious

1. Which of the following are **NOT** rectangles?



1



2



3



4



5

- a. 1, 2, 3
- b. 3, 5
- c. 1, 4, 5
- d. 2, 3

2. Which shape has more than 5 sides?

- a. Square
- b. Pentagon
- c. Hexagon
- d. Triangle

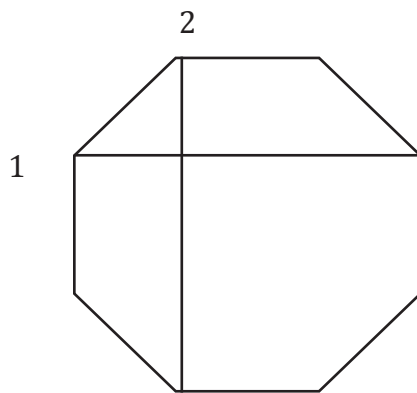
1. The picture of the litter barrel best represents which geometric figure?



- a. Cylinder
b. Circle
c. Sphere
d. Hexagon
2. Which picture shows a line of symmetry?

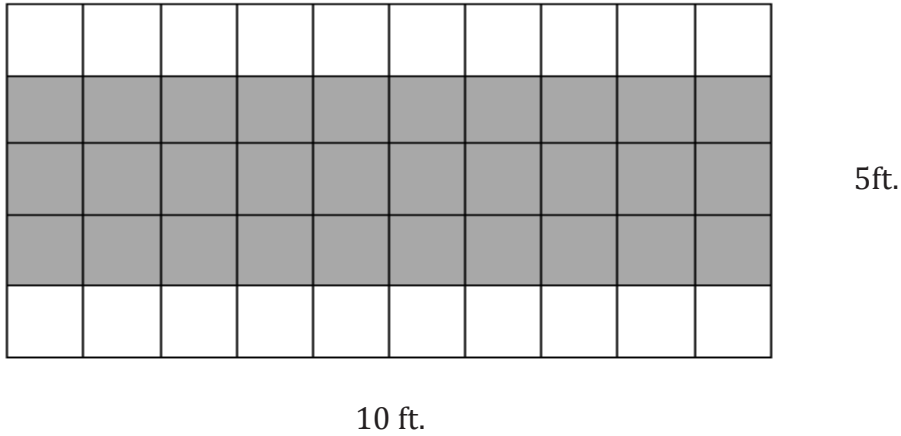


1. Look at the octagon. Which is a line of symmetry?



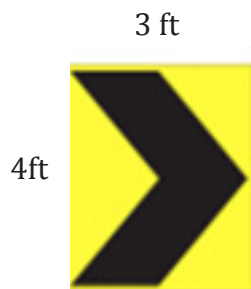
- a. Line 1
b. Line 2
c. Lines 1 and 2
d. None of the Above
2. Mitzi decided to go for a bike ride. It took her five minutes to put on her proper safety gear and tell her parents where she planned to go. She rode her bike for 25 minutes. If she started putting on her safety gear at 4:15, what time did she finish her bike ride?
- a. 4:40
b. 4:45
c. 4:30
d. 5:00

1. Below is a drawing of the area of the crosswalk outside Garza Elementary School.



What is the area of the crosswalk?

- a. 30 square feet
- b. 10 square feet
- c. 27 square feet
- d. 33 square feet
2. What is the perimeter of the warning sign shown below?



- a. 7 ft.
- b. 14 ft.
- c. 12 ft.
- d. 11 ft.

Name

Date

81

Is the following a common or proper noun?

1. Ford *proper*
2. automobile *common*

What is the root or base word?

3. proudly *proud*

Correct the sentences.

4. do not run acros the stret said the teecher

"Do not run across the street," said the teacher.

5. look both wayz before crossing thee street sead the teacher

"Look both ways before crossing the street," said the teacher.

Name

Date

82

Write a common noun for the proper noun.

1. Mom *mother*
2. Dallas Cowboys *football team*

Add a prefix to the root or base word.

3. low *below*

Correct the sentences.

4. there is won woman on the texas supreme court

There is one woman on the Texas Supreme Court.

5. we study traffic safety during social studies on wednesdays

We study traffic safety during social studies on Wednesdays.

Name

Date

83

Is the following a common or proper noun?

1. country common
2. United States proper

What is the prefix?

3. enforce en

Correct the sentences.

4. he register his knew ford F-150

He registers his new Ford F-150.

5. it is bezt to cros the street at an crosswalk

It is best to cross the street at a crosswalk.

Name

Date

84

Write a common noun for the proper noun.

1. Texas state
2. Granny grandmother

Separate the word into prefix and root or base word.

3. repay re + pay

Correct the sentences.

4. please explain to i the difference tween a country and a county

Please explain to me the difference between a country and a county.

5. during the interview i finded out about wat a municipal judge does

During the interview I found out about what a municipal judge does.

Read the passage that follows. Then read each question and circle the correct answer.

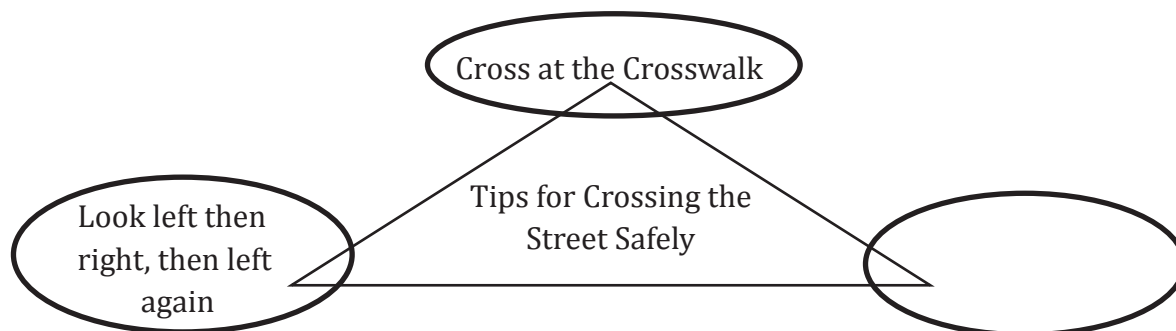
Delete	Reply	Forward	Move	Print
<p>Re: Crossing the Street Safely From: Officer Salazar officer.salazar@txpd.com To: Jenny Pickering jkpick717@yourworld.net Thursday, February 4, 2010 @ 10:07am</p> <p>.....</p> <p>Dear Jenny,</p> <p>Thank you for <u>inquiring</u> about safety. I am happy to share some tips with you on crossing the street safely. I think it is great you decided to do your class presentation on safety – it is such an important topic! Did you know that every year more than 12,000 U.S. children die from unintentional injuries? In fact, crashes are the leading cause of death for children under the age of 19. Some of the information you share with your class could end up saving someone’s life. Most crashes are <u>preventable</u> – following safety laws can help stop an crash from ever happening.</p> <p>Here are some safety tips for crossing the street:</p> <ul style="list-style-type: none"> *Cross the street at the crosswalks (not in the middle of the street). *Look left, then right, then left again before crossing the street. *Walk across the street. *Whenever possible, cross the street with an adult. *Some crosswalks have a light that tells you when to cross. Follow the signals on the light. <p>This is just a start, but I hope it helps. Good luck on your presentation. Stay safe!</p> <p style="text-align: right;">Sincerely, Officer Salazar</p>				

- The reader can tell from the clues that this passage is probably _____.
 - a book about safety
 - a poster at a police station
 - a letter Jenny got in the mail
 - [an email from a police officer](#)
- The word inquiring means _____.
 - [asking](#)
 - yelling
 - knowing
 - helping
- The topic of Jenny’s presentation is _____.
 - bus safety
 - [crossing the street safely](#)
 - bicycle safety
 - wearing a safety belt

Read the passage that follows. Then read each question and circle the correct answer.

Delete	Reply	Forward	Move	Print
<p>Re: Crossing the Street Safely From: Officer Salazar officer.salazar@txpd.com To: Jenny Pickering jkpick717@yourworld.net Thursday, February 4, 2010 @ 10:07am</p>				
<p>Dear Jenny,</p> <p>Thank you for <u>inquiring</u> about safety. I am happy to share some tips with you on crossing the street safely. I think it is great you decided to do your class presentation on safety – it is such an important topic! Did you know that every year more than 12,000 U.S. children die from unintentional injuries? In fact, crashes are the leading cause of death for children under the age of 19. Some of the information you share with your class could end up saving someone’s life. Most crashes are <u>preventable</u> – following safety laws can help stop an crash from ever happening.</p> <p>Here are some safety tips for crossing the street:</p> <ul style="list-style-type: none"> *Cross the street at the crosswalks (not in the middle of the street). *Look left, then right, then left again before crossing the street. *Walk across the street. *Whenever possible, cross the street with an adult. *Some crosswalks have a light that tells you when to cross. Follow the signals on the light. <p>This is just a start, but I hope it helps. Good luck on your presentation. Stay safe!</p> <p style="text-align: right;">Sincerely, Officer Salazar</p>				

- What is the leading cause of death for children under the age of 19?
 - Disease
 - Accidents
 - Insect bites
 - Shark attacks
- Read the chart and use it to answer the question.



Which of the following does NOT belong on the blank lines?

- Follow the signals on the lights
- Cross with an adult when possible
- Wear a helmet
- Walk across the street

Read the passage that follows. Then read each question and circle the correct answer.

Delete	Reply	Forward	Move	Print
<p>Re: Crossing the Street Safely From: Officer Salazar officer.salazar@txpd.com To: Jenny Pickering jkpick717@yourworld.net Thursday, February 4, 2010 @ 10:07am</p> <p>Dear Jenny,</p> <p>Thank you for <u>inquiring</u> about safety. I am happy to share some tips with you on crossing the street safely. I think it is great you decided to do your class presentation on safety – it is such an important topic! Did you know that every year more than 12,000 U.S. children die from unintentional injuries? In fact, crashes are the leading cause of death for children under the age of 19. Some of the information you share with your class could end up saving someone’s life. Most crashes are <u>preventable</u> – following safety laws can help stop an crash from ever happening.</p> <p>Here are some safety tips for crossing the street:</p> <ul style="list-style-type: none"> *Cross the street at the crosswalks (not in the middle of the street). *Look left, then right, then left again before crossing the street. *Walk across the street. *Whenever possible, cross the street with an adult. *Some crosswalks have a light that tells you when to cross. Follow the signals on the light. <p>This is just a start, but I hope it helps. Good luck on your presentation. Stay safe!</p> <p style="text-align: right;">Sincerely, Officer Salazar</p>				

- The reader can tell that Jenny probably _____.
 - is in fourth grade
 - loves science
 - wrote an email to Officer Salazar asking for safety information**
 - was in an crash and wants know how to be safer
- Which words help the reader know what preventable means?
 - Stop a crash from ever happening**
 - Most crashes
 - Some of the information
 - Safety tips
- What is the last thing Officer Salazar tells Jenny to do?
 - Cross the street with an adult
 - Stay safe**
 - Do well on her presentation
 - Use a crosswalk

Read the passage that follows. Then read each question and circle the correct answer.

Delete	Reply	Forward	Move	Print
<p>Re: Crossing the Street Safely From: Officer Salazar officer.salazar@txpd.com To: Jenny Pickering jkpick717@yourworld.net Thursday, February 4, 2010 @ 10:07am</p> <p>.....</p> <p>Dear Jenny,</p> <p>Thank you for <u>inquiring</u> about safety. I am happy to share some tips with you on crossing the street safely. I think it is great you decided to do your class presentation on safety – it is such an important topic! Did you know that every year more than 12,000 U.S. children die from unintentional injuries? In fact, crashes are the leading cause of death for children under the age of 19. Some of the information you share with your class could end up saving someone’s life. Most crashes are <u>preventable</u> – following safety laws can help stop an crash from ever happening.</p> <p>Here are some safety tips for crossing the street:</p> <ul style="list-style-type: none"> *Cross the street at the crosswalks (not in the middle of the street). *Look left, then right, then left again before crossing the street. *Walk across the street. *Whenever possible, cross the street with an adult. *Some crosswalks have a light that tells you when to cross. Follow the signals on the light. <p>This is just a start, but I hope it helps. Good luck on your presentation. Stay safe!</p> <p style="text-align: right;">Sincerely, Officer Salazar</p>				

1. According to Officer Salazar, why is safety such an important topic?
 - a. Many children die each year from crashes and knowing about safety could save lives.
 - b. Jenny’s class is going to have a test on safety, so they need to know the rules.
 - c. People can get fines for breaking safety laws.
 - d. If you break a safety law, you could go to jail.

2. The reader can tell Jenny will probably _____.
 - a. run across the street
 - b. teach her class some of the tips Officer Salazar shared with her
 - c. change her topic to Ocean Mammals
 - d. forget what she has learned

3. When was this written?
 - a. In the evening
 - b. In the afternoon
 - c. In the morning
 - d. At noon

1. What fraction of the shapes below have 4 vertices?



- a. $\frac{2}{3}$
- b. $\frac{3}{2}$
- c. $\frac{2}{5}$
- d. $\frac{3}{5}$
2. Max grouped his cards in the pattern below.



Which expression best shows how Max grouped her stickers?


- a. $4 + 5$
- b. 4×5
- c. $5 \div 4$
- d. $5 - 4$

1. How many vertices and edges does this stop sign have?



- a. 6 vertices, 8 edges
- b. 8 vertices, 6 edges
- c. 8 vertices, 8 edges
- d. 4 vertices, 8 edges

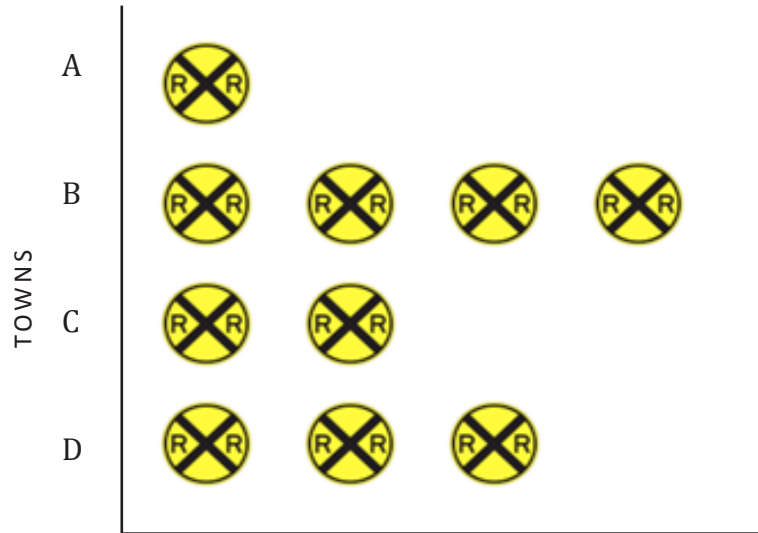
2. Look at the trapezoid below.




What is true about this two-dimensional figure?

- a. It has one set of parallel lines.
- b. It has two sets of parallel lines.
- c. It has 6 vertices.
- d. It has 5 edges.

1. Look at the graph.



Number of children who have seen a train
while riding in the car

 = 4 children

How many children have seen a train while riding in the car?

- a. 11
- b. **44**
- c. 5
- d. 20

2. In which town have the fewest children seen trains?

- a. **Town A**
- b. Town B
- c. Town C
- d. Town D

1. Which set of signs best represents less than two fifths triangles?



2. Which figures are congruent?



Name

Date

93

Circle the correct possessive noun.

1. his his' his's hiss
2. Barack Obama's Barack Obamas' Barack Obamases Barack Obamas

What two words make up the compound word?

3. airport air + port

Correct the sentences.

4. does you no what the texas drivers handbook is about

Do you know what the Texas driver's handbook is about?

5. oscar sylvia and beyonce went to the store with there mother to buy helmets

Oscar, Sylvia, and Beyonce went to the store with their mother to buy helmets.

Name

Date

94

Write the possessive noun.

1. the helmet belongs to Raul Raul's
2. the skateboard of Barbara Barbara's

Is it a singular or plural noun?

3. firemen plural

Correct the sentences.

4. denise said that itis about driving and driving laws

Denise said that it is about driving and driving laws.

5. kat new a flashing yellow light meant to slow down

Kat knew that a flashing yellow light meant to slow down.

Name

Date

95

Circle the correct possessive noun.

1. Marigolds Marigold's Marigolds' Marigoldes
2. it's its its' its's

Create a compound word including the following word.

3. sun sunshine

Correct the sentences.

4. catie denise and amy no not to play in the stret

Catie, Denise, and Amy know not to play in the street.

5. i cant wait to go on the bike shop said joanna

"I can't wait to go to the bike shop," said Joanna.

Name

Date

96

Write the possessive noun.

1. the bicycle belonging to Paulina Paulina's
2. the book belonging to Amar Amar's

What is the plural form of the noun?

3. lunch lunches

Correct the sentences.

4. ned christian and jordan go to the skate park on saturdays

Ned, Christian, and Jordan go to the skate park on Saturdays.

5. how old do you have to bea to drink alcohol asked claire

"How old do you have to be to drink alcohol?" asked Claire.

Read the passage that follows. Then read each question and circle the correct answer.

A Simple Game of Catch

“Mom, Rushina’s here! I’ll be out front,” Socorro yelled up to her mom.

“Okay honey, be careful! Don’t go in the street!” Mrs. Centurion yelled down from the second floor. Rushina had gotten a frisbee for her birthday the week before. Rushina and Socorro liked to count how many times they could catch the frisbee without it hitting the ground. Their record was 94, and they were hoping today they would reach 100.

The two girls positioned themselves at opposite ends of Socorro’s big front yard. “Here it comes,” Rushina yelled. Soon the girls were up to 97 catches. Just then, Rushina threw the frisbee too far. We’re so close, Socorro thought. I can’t miss this one. Socorro sprinted and lunged for the frisbee. Fortunately, she caught it. Unfortunately, she had to fall onto the street to catch it, at the same time a man was riding by on his bicycle. Socorro and the man collided. The man flew off his bicycle onto the street. Mrs. Centurion had watched this happen through the window and came running outside. The man, who had been wearing a helmet, stood up. He had a lot of scratches, but luckily, he was okay. Socorro, too, was lucky. Although she had a broken arm, she knew it could have been much worse.

1. Where does this story take place?
 - a. In front of Rushina’s house
 - b. In front of Socorro’s house
 - c. At the playground
 - d. In the street by Socorro’s school
2. The word collided means _____.
 - a. yelled
 - b. banged into each other
 - c. caught
 - d. danced
3. How did Mrs. Centurion know Socorro was hurt?
 - a. She heard Socorro scream.
 - b. Rushina ran inside and told her what had happened.
 - c. She got a bad feeling in her stomach.
 - d. She had been watching them play through the window.

Read the passage that follows. Then read each question and circle the correct answer.

A Simple Game of Catch

“Mom, Rushina’s here! I’ll be out front,” Socorro yelled up to her mom.

“Okay honey, be careful! Don’t go in the street!” Mrs. Centurion yelled down from the second floor. Rushina had gotten a frisbee for her birthday the week before. Rushina and Socorro liked to count how many times they could catch the frisbee without it hitting the ground. Their record was 94, and they were hoping today they would reach 100.

The two girls positioned themselves at opposite ends of Socorro’s big front yard. “Here it comes,” Rushina yelled. Soon the girls were up to 97 catches. Just then, Rushina threw the frisbee too far. We’re so close, Socorro thought. I can’t miss this one. Socorro sprinted and lunged for the frisbee. Fortunately, she caught it. Unfortunately, she had to fall onto the street to catch it, at the same time a man was riding by on his bicycle. Socorro and the man collided. The man flew off his bicycle onto the street. Mrs. Centurion had watched this happen through the window and came running outside. The man, who had been wearing a helmet, stood up. He had a lot of scratches, but luckily, he was okay. Socorro, too, was lucky. Although she had a broken arm, she knew it could have been much worse.

1. Why did Socorro probably feel lucky?
 - a. Her mom didn’t yell at her.
 - b. She caught the frisbee.
 - c. The man was nice.
 - d. ***If there had been a car, she might have been more severely injured.***

2. What probably helped protect the man on the bicycle?
 - a. He was wearing kneepads.
 - b. He saw Socorro coming, so he got out of the way.
 - c. ***He was wearing a helmet.***
 - d. He was really tough.

3. Why did Socorro go into the street?
 - a. She wanted to disobey her mother.
 - b. ***She really wanted to get to 100 catches.***
 - c. Rushina told her to.
 - d. She wasn’t afraid of cars.

Read the passage that follows. Then read each question and circle the correct answer.

A Simple Game of Catch

“Mom, Rushina’s here! I’ll be out front,” Socorro yelled up to her mom.

“Okay honey, be careful! Don’t go in the street!” Mrs. Centurion yelled down from the second floor. Rushina had gotten a frisbee for her birthday the week before. Rushina and Socorro liked to count how many times they could catch the frisbee without it hitting the ground. Their record was 94, and they were hoping today they would reach 100.

The two girls positioned themselves at opposite ends of Socorro’s big front yard. “Here it comes,” Rushina yelled. Soon the girls were up to 97 catches. Just then, Rushina threw the frisbee too far. We’re so close, Socorro thought. I can’t miss this one. Socorro sprinted and lunged for the frisbee. Fortunately, she caught it. Unfortunately, she had to fall onto the street to catch it, at the same time a man was riding by on his bicycle. Socorro and the man collided. The man flew off his bicycle onto the street. Mrs. Centurion had watched this happen through the window and came running outside. The man, who had been wearing a helmet, stood up. He had a lot of scratches, but luckily, he was okay. Socorro, too, was lucky. Although she had a broken arm, she knew it could have been much worse.

1. What happened right before Socorro and the man collided?
 - a. The man flew off his bicycle.
 - b. ***Rushina threw the frisbee too far.***
 - c. Mrs. Cenurion ran outside.
 - d. The man stood up.

2. How do you think Mrs. Centurion probably felt when she saw the collision?
 - a. Impatient
 - b. Furious
 - c. ***Worried***
 - d. Joyful

3. Which sentence from the story shows you that Socorro was determined to catch the frisbee?
 - a. The two girls positioned themselves at opposite ends of Socorro’s big front yard.
 - b. ***I can’t miss this one.***
 - c. Socorro and the man collided.
 - d. He had a lot of scratches, but luckily, he was okay.

Read the passage that follows. Then read each question and circle the correct answer.

A Simple Game of Catch

“Mom, Rushina’s here! I’ll be out front,” Socorro yelled up to her mom.

“Okay honey, be careful! Don’t go in the street!” Mrs. Centurion yelled down from the second floor. Rushina had gotten a frisbee for her birthday the week before. Rushina and Socorro liked to count how many times they could catch the frisbee without it hitting the ground. Their record was 94, and they were hoping today they would reach 100.

The two girls positioned themselves at opposite ends of Socorro’s big front yard. “Here it comes,” Rushina yelled. Soon the girls were up to 97 catches. Just then, Rushina threw the frisbee too far. We’re so close, Socorro thought. I can’t miss this one. Socorro sprinted and lunged for the frisbee. Fortunately, she caught it. Unfortunately, she had to fall onto the street to catch it, at the same time a man was riding by on his bicycle. Socorro and the man collided. The man flew off his bicycle onto the street. Mrs. Centurion had watched this happen through the window and came running outside. The man, who had been wearing a helmet, stood up. He had a lot of scratches, but luckily, he was okay. Socorro, too, was lucky. Although she had a broken arm, she knew it could have been much worse.

1. Which is the best summary of this story?
 - a. Rushina got a frisbee for her birthday. She came over to play catch with Socorro. The two girls really wanted to beat their old score and get to 100 catches. Unfortunately, they didn’t do it.
 - b. *Rushina and Socorro were playing frisbee in front of Socorro’s house. In order to catch the frisbee, Socorro jumped onto the street. She collided with a man on his bicycle. The man was okay, but Socorro broke her arm.*
 - c. Mrs. Centurion ran outside when she saw Socorro fall in the street. The man on the bicycle was okay, but Socorro broke her arm.
 - d. Rushina and Socorro were playing frisbee and trying to beat their old score of 94. They were at 97 catches when Rushina threw the frisbee too far.

2. In the future, Socorro will probably _____.
 - a. run into the street only if she is at 100 catches
 - b. never play catch with Rushina again
 - c. *never run into the street again, even if she might lose the game*
 - d. play catch with a softball instead of a frisbee

3. How many catches did the girls get?
 - a. 94
 - b. 100
 - c. *98*
 - d. 99

1. Look at the pattern of figures.



What will the next two figures be?



2. What number is missing in the pattern below?

___, 12, 18, 24, 30, 36

- a. 4
- b. 5
- c. **6**
- d. 7

1. Which three-dimensional figure has 5 faces, 5 vertices, and 8 edges?
- Cube
 - Square pyramid
 - Cylinder
 - Triangular prism


2. Look at the litter barrel below.



Which geometric figure best represents this barrel?

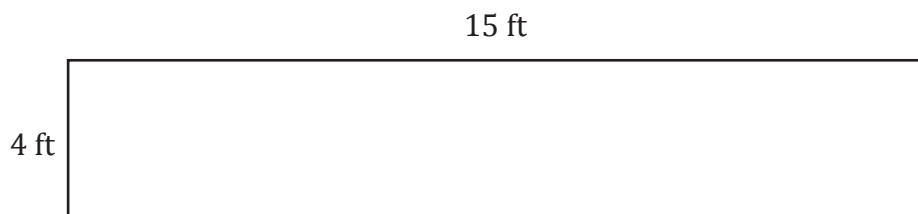
- Hexagon
- Trapezoid
- Cylinder
- Circle

1. Look at the signs below.



Which shapes are NOT rectangles?

- a. 1, 2, 7
 b. **6**
 c. 1, 2, 4
 d. 6, 7
2. The students in Mr. Huang's class are putting a fence around the school garden to protect it from bicyclists who ride through the dirt. Below is a sketch of the garden. How much fencing will the class need to buy to protect the entire garden?



- a. 34 ft.
 b. **38 ft.**
 c. 19 ft.
 d. 23 ft.

1. What is the fraction $\frac{3}{4}$ written in words?

- a. three four
- b. three and four
- c. three
- d. three fourths

2. List the four mathematical representations that describe this array.



$8 \times 4 = 32$

$4 \times 8 = 32$

$32 \div 4 = 8$

$32 \div 8 = 4$

Name

Date

105

Write the words that each contraction stands for.

1. don't do not
2. she'll she will

Is the following a common or proper noun?

3. Austin proper

Correct the sentences.

4. you cant park next to the fire hydrant said walter

"You can't park next to the fire hydrant," said Walter.

5. will you walk with youre sister to her friends house on the sidewalk

Will you walk with your sister to her friend's house on the sidewalk?

Name

Date

106

Is the underlined word a contraction or possessive noun?

1. Haven't you learned about the safety signs yet? contraction
2. Sarah's copy of the Texas Driver's Handbook is over there. possessive

Circle the correct possessive noun.

3. Senator Cornyns Senator Cornyns' Senator Cornyn's Senator Cornynss

Correct the sentences.

4. logans little sister has to have a booster seat since she is for year old

Logan's little sister has to have a booster seat since she is four years old.

5. i cant come over tonight my bike dont have a front light

I can't come over tonight because my bike does not have a front light.

Name

Date

107

Write the correct contraction for each set of words.

1. you are you're
2. will not won't

Write a common noun for the proper noun.

3. Monday day

Correct the sentences.

4. dontcha wish there was a high speed train in are town

Don't you wish there was a high speed train in our town?

5. i wont be able to go to my friends house if there is hi water on the bridge

I won't be able to go to my friend's house if there is high water on the bridge.

Name

Date

108

Is the underlined word a contraction or possessive noun?

1. She's going to walk to the crosswalk first. contraction
2. What's the matter? contraction

Write the possessive noun.

3. the truck belonging to Sophia Sophia's

Correct the sentences.

4. it is unsafe four you to ride in the back of your dads truck said ms turner

"It is unsafe for you to ride in the back of your dad's truck," said Ms. Turner.

5. my friend she don't have no cents riding a bike without a helmet

My friend doesn't have any sense riding a bike without a helmet.

This page is intentionally left blank.